
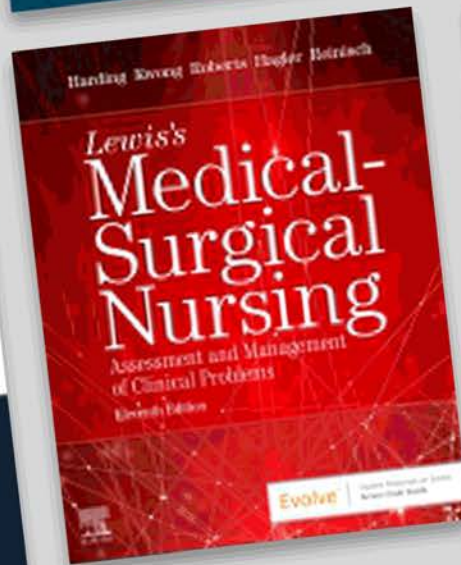





Elsevier China

2020 Book Catalogue




ELSEVIER

2020 Book Catalogue

Specialties covered in this catalogue

Allergy/Immunology	Neurosurgery
Anatomy & Physiology	Nursing
Anesthesiology	Occupational Therapy
Cardiology	Oncology
Clinical Lab Science	Ophthalmology Surgery
Clinical Students	Ortho/Sports Surgery
Dental	Otolaryngology Surgery
Dental Assisting	Pathology
Dermatology	Pediatrics
Dictionary	Pharmacy Medical Education
Education ANZ	Physical Therapy
Endocrinology	Plastic Surgery
Family Medicine	PO - Postgraduate
General Surgery	Psychiatry
Health Information Management	Rad/Imaging Technology
Health Occupation	Radiology
HESI	Respiratory Therapy
Internal Medicine	Rheumatology
LPN Nursing	Speech Therapy
Medical Assisting	UK Physical Therapy
Medical Textbook	UK Rad/Imaging Technology
Nephrology	Vascular Surgery
Neurology Medicine	Veterinary Medicine



Middleton's Allergy 2-Volume Set

Principles and Practice

A Wesley Burks, MD, Professor and Chair, Pediatrics, Physician-in-Chief, North Carolina Children's Hospital, University of North Carolina at Chapel Hill, Chapel Hill, North Carolina, USA; **Stephen T Holgate**, MD, DSc, FMedSci, MRC Professor of Immunopharmacology, Clinical and Experimental Sciences, Faculty of Medicine, Southampton University and General Hospital, Southampton, UK; **Robyn E O'Hehir**, FRACP, PhD, FRCPath, Professor and Director, Department of Allergy, Immunology and Respiratory Medicine, Alfred Hospital and Monash University, Melbourne Victoria, Australia; **Leonard B. Bacharier**, MD, Professor of Pediatrics, Clinical Director, Division of Pediatric Allergy, Immunology and Pulmonary Medicine, Washington University School of Medicine in St Louis, Children's Hospital, St Louis MO, USA; **David H. Broide**, Professor of Medicine; **Gurjit K. Khurana Hershey**, MD, PhD, Director, Division of Asthma Research; Co-Director, Office of Pediatric Clinical Fellowships; Professor, UC Department of Pediatrics, Cincinnati Children's Hospital Medical Center, Cincinnati, OH and **Stokes Peebles**, MD, Associate Professor of Medicine

ISBN: 978-0-323-54424-5

EDITION: 9

PREVIOUS ISBN: 9780323085939

PUB DATE: December 2019


The worldwide leading text on allergy and immunology

DESCRIPTION


Through eight outstanding editions, *Middleton's Allergy: Principles and Practice* has been the reference of choice for both clinicians and researchers as both **a practical reference and an effective self-assessment tool** for board preparation. The 9th Edition continues the tradition of excellence with **comprehensive coverage of all basic science and clinical applications** regarding allergy practice and disease mechanisms. It brings you fully up to date with **recent innovations in the diagnosis, prevention, and management of allergic disorders**, including emerging global issues, the advent of precision medicine, and new immunologic therapies.



<https://elsevier.wjx.cn/jq/45789358.aspx>



如您需要购买或咨询书籍信息，请扫描二维码联系我们



Immunotherapies for Allergic Disease

Edited by : **Linda S. Cox**, MD, Allergy and Asthma Center, Ft. Lauderdale, Florida; Assistant Clinical Professor of Medicine at University of Miami School of Medicine and Nova Southeastern University School of Osteopathic Medicine, Miami, Florida

ISBN: 978-0-323-54427-6

EDITION: 1

PUB DATE: November 2019


Stay up to date with all aspects of immunotherapies for allergic disease

DESCRIPTION


Get a quick, expert overview of the use of current and novel immunotherapies for use in the management and treatment of allergic reactions and diseases. This concise resource by Dr. Linda Cox covers the full range of allergic disease, including aeroallergens, asthma, food allergies, atopic dermatitis, and stinging insects. With essential coverage of allergen immunotherapies in addition to key topics on emerging allergen-associated immunomodulators, this succinct, comprehensive reference consolidates today's available information on this timely topic into a single convenient resource.



<https://elsevier.wjx.cn/jq/45789358.aspx>



如您需要购买或咨询书籍信息，请扫描二维码联系我们



Gray's Atlas of Anatomy

Richard Drake, PhD, FAAA, Director of Anatomy, Professor of Surgery, Cleveland Clinic Lerner College of Medicine, Case Western Reserve University, Cleveland, Ohio, USA; **A. Wayne Vogl**, PhD, FAAA, Professor of Anatomy and Cell Biology, Department of Cellular and Physiological Sciences, Faculty of Medicine, University of British Columbia, Vancouver, British Columbia, Canada; **Adam W. M. Mitchell**, MB BS, FRCS, FRCR, Consultant Radiologist, Chelsea and Westminster Hospital, Honorary Senior Lecturer, Imperial College, London, UK; **Richard Tibbitts** and **Paul Richardson**, Cambridge, UK

ISBN: 978-0-323-63639-1

EDITION: 3

PREVIOUS ISBN: 9781455748020

PUB DATE: February 2020

Master the essential anatomy knowledge you need to know


A Volume in the Gray's Anatomy

DESCRIPTION


Clinically focused, consistently and clearly illustrated, and logically organized, *Gray's Atlas of Anatomy*, the companion resource to the popular *Gray's Anatomy for Students*, presents a vivid, visual depiction of anatomical structures. Stunning illustrations demonstrate the **correlation of structures with clinical images and surface anatomy** - essential for proper identification in the dissection lab and successful preparation for course exams.



<https://elsevier.wjx.cn/jq/45789358.aspx>



如您需要购买或咨询书籍信息，请扫描二维码联系我们



Gray's Surgical Anatomy

Edited by : Peter Brennan; Susan Standing and Sam Wiseman

ISBN: 978-0-7020-7386-1

EDITION: 1

PUB DATE: December 2019


The new gold standard in surgical anatomy

DESCRIPTION

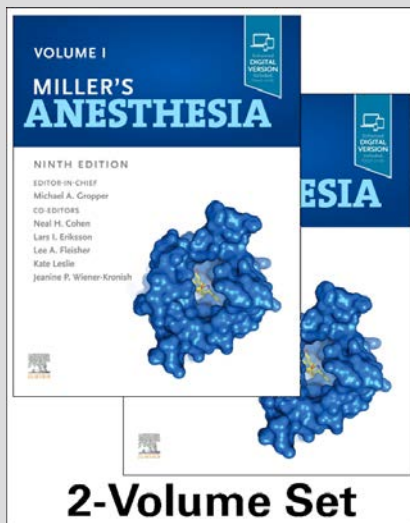
Written and edited by expert surgeons in collaboration with a world-renowned anatomist, this exquisitely illustrated reference **consolidates surgical, anatomical and technical knowledge for the entire human body in a single volume**. Part of the highly respected *Gray's* 'family,' this new resource brings to life the applied anatomical knowledge that is critically important in the operating room, with a high level of detail to ensure safe and effective surgical practice. *Gray's Surgical Anatomy* is **unique in the field**: effectively a textbook of regional anatomy, a dissection manual, and an atlas of operative procedures – making it **an invaluable resource for surgeons and surgical trainees at all levels of experience**, as well as students, radiologists, and anatomists.



<https://elsevier.wjx.cn/jq/45789358.aspx>



如您需要购买或咨询书籍信息，请扫描二维码联系我们



Miller's Anesthesia, 2-Volume Set

Edited by : **Michael A. Gropper**, MD, PhD, Professor and Chair, Department of Anesthesia and Perioperative Care, Professor of Physiology, Investigator, Cardiovascular Research Institute, University of California, San Francisco, School of Medicine, San Francisco, California ; **Lars I. Eriksson**, MD, PhD, FRCA, Professor and Academic Chair, Department of Anaesthesiology and Intensive Care Medicine, Karolinska University Hospital, Solna, Stockholm, Sweden ; **Lee A Fleisher**, MD, FACC, Robert Dunning Dripps Professor and Chair of Anesthesiology and Critical Care Medicine, Professor of Medicine, Perelman School of Medicine at the University of Pennsylvania, Philadelphia, Pennsylvania; **Jeanine P. Wiener-Kronish**, MD, Anesthetist-in-Chief, Massachusetts General Hospital, Boston, Massachusetts ; **Neal H Cohen**, MD, MS, MPH, Professor, Department of Anesthesia and Perioperative Care, University of California, San Francisco, School of Medicine, San Francisco, California and **Kate Leslie**, MB, BS, MD, Staff Specialist, Head of Anesthesia Research, Royal Melbourne Hospital; Professor, Department of Anesthesiology, Monash University, Melbourne, Australia

ISBN: 978-0-323-59604-6

EDITION: 9

PREVIOUS ISBN: 9780702052835

PUB DATE: October 2019


The gold standard reference for anesthesiology study and practice

DESCRIPTION

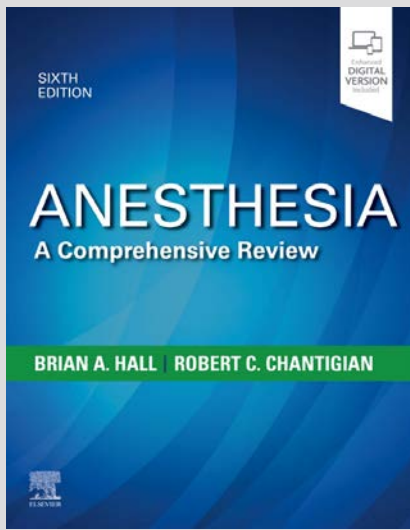
Covering everything from historical and international perspectives to basic science and current clinical practice, *Miller's Anesthesia, 9th Edition*, remains **the preminent reference in the field**. Dr. Michael Gropper leads a team of global experts who bring you the most up-to-date information available on **the technical, scientific, and clinical issues you face each day** – whether you're preparing for the boards, studying for recertification, or managing a challenging patient care situation in your practice.



<https://elsevier.wjx.cn/jq/45789358.aspx>



如您需要购买或咨询书籍信息，请扫描二维码联系我们



Anesthesia: A Comprehensive Review

Mayo Foundation for Medical Education; **Brian A. Hall**, MD, Assistant Professor of Anesthesiology, College of Medicine, Mayo Clinic, Rochester, Minnesota and **Robert C. Chantigian**, MD, Associate Professor of Anesthesiology, College of Medicine, Mayo Clinic, Rochester, Minnesota

ISBN: 978-0-323-56719-0

EDITION: 6

PREVIOUS ISBN: 9780323286626

PUB DATE: September 2019


A comprehensive overview of what you need to know for clinical and exam success

DESCRIPTION


Offering **complete, up-to-date coverage** of everything from basic science through current clinical practice, *Hall Anesthesia: A Comprehensive Review, 6th Edition*, provides 1,000 review questions that help you **improve your mastery of anesthesiology**. You'll reinforce your current knowledge, identify areas that require more study, and improve your long-term retention of the material – all while **preparing for certification and re-certification examinations** as well as clinical practice.



<https://elsevier.wjx.cn/jq/45789358.aspx>



如您需要购买或咨询书籍信息，请扫描二维码联系我们



Atlas of Uncommon Pain Syndromes

Steven D. Waldman, MD, JD, Clinical Professor of Anesthesiology, Professor of Medical Humanities and Bioethics, University of Missouri-Kansas City, Missouri U.S.A.

ISBN: 978-0-323-64077-0

EDITION: 4

PREVIOUS ISBN: 9781455709991

PUB DATE: December 2019


Accurately diagnose more than 130 uncommon pain syndromes

DESCRIPTION

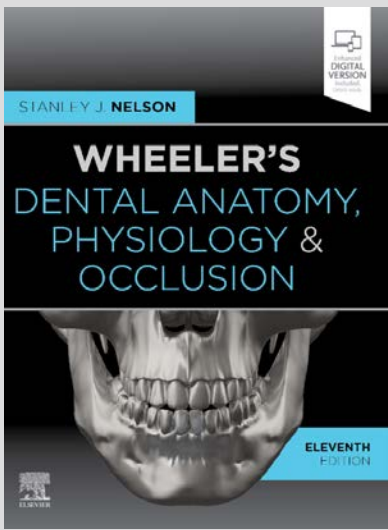
Covering the many relatively uncommon pain conditions that are often misdiagnosed, this **one-of-a-kind visual resource** clearly presents the extensive knowledge and experience of world-renowned pain expert Steven D. Waldman, MD, JD. *Atlas of Uncommon Pain Syndromes, 4th Edition*, first and foremost **helps you make a correct diagnosis** – a critical step in managing patients in chronic pain. Hundreds of **high-quality illustrations**, as well as **x-rays, ultrasound, CTs, and MRIs**, help you confirm your diagnoses with confidence.



<https://elsevier.wjx.cn/jq/45789358.aspx>



如您需要购买或咨询书籍信息，请扫描二维码联系我们



Wheeler's Dental Anatomy, Physiology and Occlusion

Stanley J. Nelson, DDS, MS, Professor and Co-Chair Clinical Sciences Education, University of Nevada-Las Vegas, School of Dental Medicine, Las Vegas, NV

ISBN: 978-0-323-63878-4

EDITION: 11

PREVIOUS ISBN: 9780323263238

PUB DATE: November 2019

An unparalleled guide to dental anatomy, physiology, and occlusion

KEY FEATURES


- **More than 800 full-color images** include detailed, well-labeled anatomical illustrations as well as clinical photographs.
- **Bolded key terms** draw students' attention to essential terminology.
- **Practical appendices** include *Review of Tooth Morphology* with a concise review of tooth development from *in utero* to adolescence to adulthood; and *Tooth Traits of the Permanent Dentition* with tables for each tooth providing detailed information such as tooth notation, dimensions, position of proximal contacts, heights, and curvatures.
- **360-degree virtual reality and 3-D animations** on Expert Consult help students refine their skills in tooth identification and examination.
- **Step-by-step videos** on Expert Consult demonstrate occlusal adjustments.
- **Labeling exercises** challenge students to identify tooth structures and facial anatomy with drag-and-drop labels.
- **Chapter on clinical applications** includes practical applications and case studies to prepare students for exams. Topics include root planing and scaling; extraction techniques and forces; relationship of fillings to pulp form and enamel form; and occlusal adjustment of premature occlusal contacts and arch form in relationship to bite splint designs.

DESCRIPTION

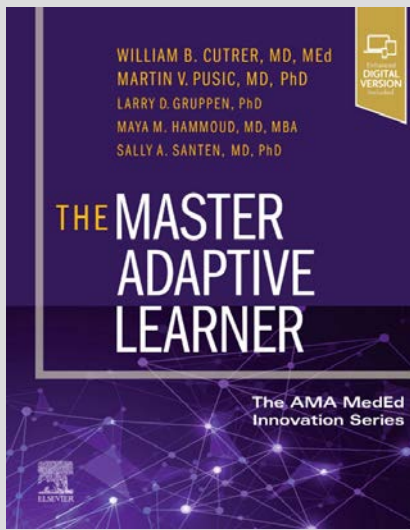
Successfully learn to apply dental anatomy to the practice of dentistry with **Wheeler's Dental Anatomy, Physiology, and Occlusion, 11th Edition**. Updated and visually enhanced, the 11th edition of this market-leading dental text expands its focus on clinical applications. Dozens of online 360-degree and 3-D tooth animations to give you an unparalleled view of dentitions, pulp formation, the sequence of eruptions, and countless clinical considerations. Every text purchase also comes with access to the companion Expert Consult website — where you can reference the entire text electronically, as well as engage with a wealth of learning activities, animations, and hands-on resources to better understand and retain the information covered in the text. In all, this proven learning package offers all the up-to-date information, best practices, and tools to prepare you for the dental anatomy and occlusion section of the exams and ensure long-term clinical success.



<https://elsevier.wjx.cn/jq/45789358.aspx>



如您需要购买或咨询书籍信息，请扫描二维码联系我们



The Master Adaptive Learner

from the AMA MedEd Innovation Series

Edited by : **William Cutrer**; **Martin Pusic**; **Larry D Gruppen**, PhD, Professor of Medical Education, University of Michigan Medical School, USA; **Maya M. Hammoud**, MD, MBA, Professor, Obstetrics and Gynecology University of Michigan and **Sally A. Santen**, MD, PhD , Assistant Dean, Educational Research & Quality Improvement; Associate Chair, Education, Department of Emergency Medicine UNIVERSITY OF MICHIGAN HEALTH SYSTEM

ISBN: 978-0-323-71111-1

EDITION: 1

PUB DATE: December 2019

A guide for training future physicians to be Master Adaptive Learners


A Volume in the The AMA MedEd Innovation Series

DESCRIPTION

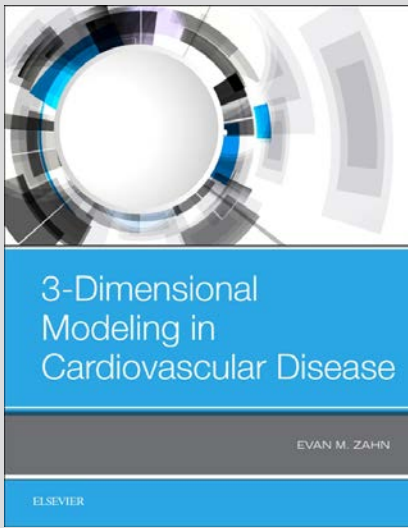
Tomorrow's best physicians will be those who continually **learn, adjust, and innovate** as new information and best practices evolve, reflecting **adaptive expertise** in response to practice challenges. As the first volume in the American Medical Association's MedEd Innovation Series, *The Master Adaptive Learner* is an **instructor-focused guide covering models for how to train and teach future clinicians** who need to develop these adaptive skills and utilize them throughout their careers.



<https://elsevier.wjx.cn/jq/45789358.aspx>



如您需要购买或咨询书籍信息，请扫描二维码联系我们



3-Dimensional Modeling in Cardiovascular Disease

Edited by : **Evan M. Zahn**, Chief of Cardiology, Miami Childrens Hospital, Miami FL; Director of Pediatric Cardiology, Cedar- Sinai Medical Center, Department of Pediatrics, Los Angeles CA.

ISBN: 978-0-323-65391-6

EDITION: 1

PUB DATE: September 2019


Get a state-of-the-art, multidisciplinary look at 3D modeling in cardiovascular disease

DESCRIPTION

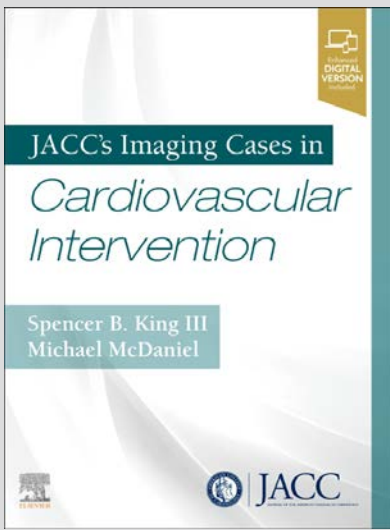
Written by physicians and surgeons, imaging specialists, and medical technology engineers, and edited by Dr. Evan M. Zahn of the renowned Cedars-Sinai Heart Institute, this concise, focused volume covers must-know information in this new and exciting field. Covering everything from the evolution of 3D modeling in cardiac disease to the various roles of 3D modeling in cardiology to cardiac holography and 3D bioprinting, *3-Dimensional Modeling in Cardiovascular Disease* is a one-stop resource for physicians, cardiologists, radiologists, and engineers who work with patients, support care providers, and perform research.



<https://elsevier.wjx.cn/jq/45789358.aspx>



如您需要购买或咨询书籍信息，请扫描二维码联系我们



JACC's Imaging Cases in Cardiovascular Intervention

Spencer King and Michael McDaniel

ISBN: 978-0-323-67371-6

EDITION: 1

PUB DATE: January 2020


JACC's most compelling cardiovascular intervention cases—in one instructive volume

DESCRIPTION

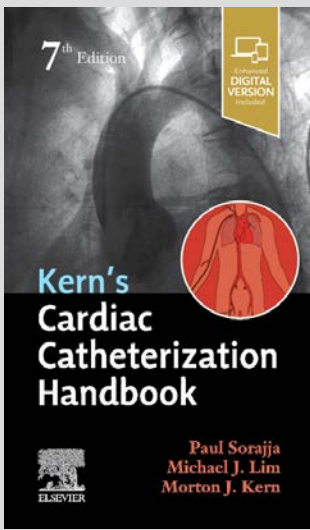
Here in one cohesive and educational volume are over **275 key cases** from the *Journal of the American College of Cardiology: Cardiovascular Intervention's* popular "Images in Intervention" column. Carefully selected and organized topically with added commentaries, this collection presents **cases that are instructional, unusual, and multifaceted**, ranging from the most common to very rare. The images and explanations, both in print and online, give a highly visual and informative understanding of some of the most complex interventional cases and their complications.



<https://elsevier.wjx.cn/jq/45789358.aspx>



如您需要购买或咨询书籍信息，请扫描二维码联系我们



Kern's Cardiac Catheterization Handbook

Paul Sorajja, MD, Director, Center for Valve and Structural Heart Disease, Minneapolis Heart Institute, Abbott Northwestern Hospital, Minneapolis, Minnesota ; **Michael J Lim**, MD, Co-Director, Center for Comprehensive Cardiovascular Care (C4), Director, Division of Cardiology, Professor of Internal Medicine, Jack Ford Shelby Endowed Professor in Cardiology, Director, Cardiac Catheterization Laboratory, Director, Cardiovascular Diseases and Interventional Cardiovascular Diseases Fellowship Programs, Saint Louis University School of Medicine, St. Louis, Missouri and **Morton J. Kern**, MD, MSCAI, FAHA, FACC, Professor of Medicine, University of California, Irvine, Orange, California; Chief of Medicine, Long Beach Veterans Health Care System, Long Beach, California

ISBN: 978-0-323-59773-9

EDITION: 7

PREVIOUS ISBN: 9780323340397

PUB DATE: October 2019

FORMAT: Paperback


Trusted, easy-to-use information for every member of the cardiac cath team

DESCRIPTION

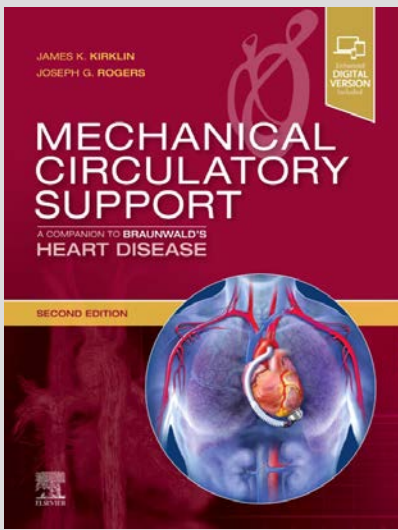
For **portable, quick access to information needed at the point of care in today's cath lab**, look no farther than *Kern's Cardiac Catheterization Handbook, 7th Edition*. This detailed, authoritative guide is ideal for cardiologists who need a quick clinical primer on cardiac catheterization, as well as for all members of the cardiac cath team. **Highly readable and accessible**, it helps you provide optimal patient care with reliable information on the latest diagnostic and treatment advances in this fast-paced field.



<https://elsevier.wjx.cn/jq/45789358.aspx>



如您需要购买或咨询书籍信息，请扫描二维码联系我们



Mechanical Circulatory Support: A Companion to Braunwald's Heart Disease

James K Kirklin, MD, Professor and Director, Division of Cardiothoracic Surgery, University of Alabama at Birmingham, Birmingham, Alabama and **Joseph G Rogers**, MD, Professor of Medicine, Medical Director, Duke Mechanical Circulatory Support Program; Senior Vice Chief for Clinical Affairs, Division of Cardiology; Vice Chair for Clinical Affairs, Department of Internal Medicine, Duke University Medical Center, Durham, North Carolina

ISBN: 978-0-323-56699-5

EDITION: 2

PREVIOUS ISBN: 9781416060017

PUB DATE: September 2019

Make the most of today's mechanical support options with this Braunwald companion text


A Volume in the Companion to Braunwald's Heart Disease

DESCRIPTION


Offering **comprehensive, authoritative coverage of mechanical circulatory support (MCS)**, this fully revised companion to *Braunwald's Heart Disease* provides the clinically relevant information you need to effectively use this therapy to treat and manage end-stage heart failure. **New editors and authors** – experts in both cardiology and cardiovascular surgery – bring you fully up to date with the newest technology and devices, as well as basic science, clinical applications, adverse event monitoring and management, socioeconomic implications, future directions, and more.



<https://elsevier.wjx.cn/jq/45789358.aspx>



如您需要购买或咨询书籍信息，请扫描二维码联系我们



Textbook of Interventional Cardiology

Eric J. Topol, MD, Gary and Mary West Endowed Chair of Innovative Medicine, Professor of Genomics, Department of Molecular and Experimental Medicine; Director, Scripps Translational Science Institute; Chief Academic Officer, Scripps Health; Senior Consultant, Scripps Clinic, Division of Cardiovascular Diseases, La Jolla, California and **Paul S. Teirstein**, MD, Chief of Cardiology, Director, Interventional Cardiology, Scripps Clinic; Director, Scripps Prebys Cardiovascular Institute, Scripps Health, La Jolla, California

ISBN: 978-0-323-56814-2

EDITION: 8

PREVIOUS ISBN: 9780323340380

PUB DATE: September 2019


Keep up with recent significant changes in this dynamic field

DESCRIPTION


From **new research and equipment to new procedures, applications, and approaches**, the field of interventional cardiology is one of the fastest-changing areas in medicine. Increasing data and recent technological advances have resulted in exciting changes – and an even greater need for **cutting-edge, authoritative guidance on current practice**. *Textbook of Interventional Cardiology, 8th Edition*, covers the theories, trends, and applications of diagnostic and interventional cardiology that cardiologists, cardiac surgeons, vascular surgeons, referring physicians, and advanced practitioners need to know.



<https://elsevier.wjx.cn/jq/45789358.aspx>



如您需要购买或咨询书籍信息，请扫描二维码联系我们



Evidence-Based Practice of Critical Care

Clifford S. Deutschman, MS, MD, FCCM, Vice Chair, Research, Pediatrics, Professor of Pediatrics and Molecular Medicine Hofstra-North Shore-LIJ School of Medicine, New Hyde Park; Investigator, Feinstein Institute for Medical Research, Manhasset, New York and **Patrick J. Neligan**, MA, MB, FRCAFRCSI, Department of Anaesthesia & Intensive Care, University College Galway, Galway, Ireland

ISBN: 978-0-323-64068-8

EDITION: 3

PREVIOUS ISBN: 9780323299954

PUB DATE: September 2019


Objective data and expert guidance for today's critical care

DESCRIPTION

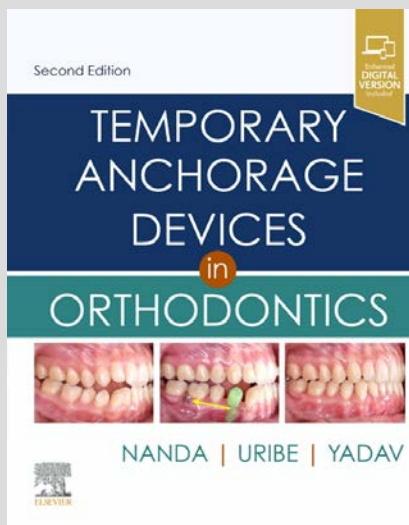
Approach any critical care challenge using a **practical, consistent strategy based on best practices** with *Evidence-Based Practice of Critical Care, 3rd Edition*. **Unique, question-based chapters** cover the wide variety of clinical options in critical care, examine the relevant research, and provide recommendations based on a thorough analysis of available evidence. Drs. Clifford S. Deutschman and Patrick J. Neligan, along with nearly 200 critical-care experts, provide a **comprehensive framework for translating evidence into practice**, helping both residents and practitioners obtain the best possible outcomes for critically ill patients.



<https://elsevier.wjx.cn/jq/45789358.aspx>



如您需要购买或咨询书籍信息，请扫描二维码联系我们



Temporary Anchorage Devices in Orthodontics

Edited by : **Ravindra Nanda**, BDS, MDS, PhD, Professor and Head, Department of Craniofacial Sciences; Chair, Division of Orthodontics, School of Dental Medicine, University of Connecticut Health Center, Farmington, CT; **Flavio Andres Uribe**, DDS, MDentSc, Associate Professor Program Director Division of Orthodontics Department of Craniofacial Sciences School of Dental Medicine University of Connecticut Farmington, CT and **Sumit Yadav**, BDS, MDS, PhD, Associate Professor, Orthodontics, Craniofacial Sciences, UConn Health

ISBN: 978-0-323-60933-3

EDITION: 2

PREVIOUS ISBN: 9780323048071

Achieve excellent patient outcomes with minimally invasive, cost-effective procedures

KEY FEATURES


- **Over 1,500 full-color clinical photographs and line drawings** depict important concepts and techniques, and show treatment progress from beginning to end.
- **Case Report boxes** walk you through the treatment of specific conditions, from initial patient visit to final outcome, with clinical photos showing the changes that occur at each stage of treatment.
- **Unique coverage of temporary anchorage devices** is provided by this complete, comprehensive, one-of-a-kind reference, as the use of TADs is becoming more and more popular within the field of orthodontics.
- **Expert contributors from all over the world** share their experience and current knowledge of each topic, ensuring that you have accurate, up-to-date, and clinically relevant information.
- **Logical organization** begins with a discussion of basic orthodontic principles and moves on to diagnosis and treatment planning, implants and anchorage devices, and management of problems.

DESCRIPTION


Achieve excellent patient outcomes with minimally invasive, cost-effective procedures! **Temporary Anchorage Devices in Orthodontics, 2nd Edition** covers everything you need to know to begin offering TADs in your practice. More than 1,500 full-color photos and illustrations guide you through the entire treatment process, from diagnosis and planning to biomechanics, implants and anchorage devices, and management of problems. Detailed case reports provide insight into the treatment of specific conditions. From a team of expert contributors led by Ravindra Nanda, this book shows the temporary anchorage techniques that will take your orthodontic skills to the next level.



<https://elsevier.wjx.cn/jq/45789358.aspx>



如您需要购买或咨询书籍信息，请扫描二维码联系我们



Practical Periodontics

Edited by : **Ken A Eaton**, PhD, MSc, BDS, MGDS RCS(Eng), FFGDP(UK), FFPH, FHEA, FICD, DHC, Visiting Professor, University College London Eastman and King's College London Dental Institutes; Honorary Professor, University of Kent; Visiting Professor, Leeds University; Specialist in Periodontics and Dental Public Health, London, UK and **Philip Ower**, MSc, BDS, MGDS RCS (Eng & Edin) , Specialist in Periodontics, Private Practice, Newbury, UK

ISBN: 978-0-7020-4357-4

EDITION: 1

PUB DATE: August 2015

FORMAT: Paperback

Practical Periodontics is an essential guide to the practice of periodontics perfectly tailored to current exam needs. Rich in full colour illustrations, hints and tips boxes and other learning features, this book will be ideal for all students studying for their BDS exams as well as students of oral hygiene and dental therapy.

Practical periodontics is a new textbook that provides an in-depth review of the fundamentals of periodontology. This evidence-based text is fully referenced offering an up-to-date resource with additional online resources linking to the latest evidence and treatment protocols. It is one of only a handful of textbooks created with undergraduate and postgraduate education in mind. This makes it a fantastic resource for all students.

Each chapter is written by leading experts in the specialty. It is edited by Philip Ower, the president of the British Society of Periodontology, and Kenneth Eaton, President of Practice-Based Research for the International Association for Dental Research (IADR).


The book is clearly laid out and well-structured in full colour with an abundance of illustrations to aid understanding. Each of the chapters concisely covers the fundamental topics, which are clearly defined for easy reference. The key points are highlighted in each chapter to create an ideal revision guide for examinations.

KEY FEATURES

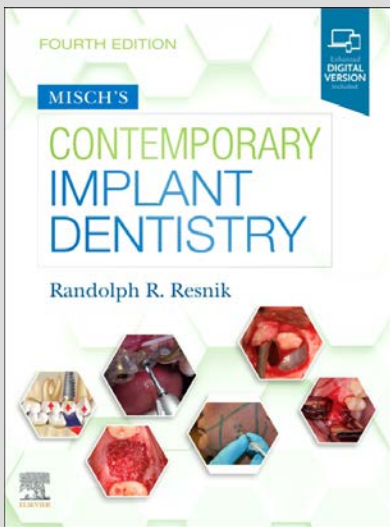
- Accompanying WEBSITE offers new chapter on implantology (June 2018), over 500 interactive questions, videos and case reports, to aid exam preparation
- Written in an accessible, easy-to-read style to aid retention of facts
- Chapter overviews, 'learning objectives' and key points boxes aid revision
- Practical approach to the subject helps bring 'learning to life'
- Offers guidance regarding the management of children and young adults, as well as specialist referrals
- Prepared by contributors of international renown
- Discusses patient education - including self-care and oral hygiene methods
- Full colour artwork program helps explain detailed processes such as complex immunological responses
- Designed specifically to give students confidence when performing periodontal procedures
- Explores the interaction of periodontology with other dental disciplines, including implant and orthodontic specialists
- Suitable for all undergraduate students of dentistry, hygiene and therapy



<https://elsevier.wjx.cn/jq/45789358.aspx>



如您需要购买或咨询书籍信息，请扫描二维码联系我们



Misch's Contemporary Implant Dentistry

Randolph Resnik, DMD, MDS

ISBN: 978-0-323-39155-9

EDITION: 4

PREVIOUS ISBN: 9780323043731

PUB DATE: February 2020

Ensure you understand the most current processes and trends in dental implant surgery

KEY FEATURES


- **Content reflects original author's philosophy and surgical protocols for dental implants** giving you a system for achieving predictable outcomes.
- **Evidence-based approach to dental implant procedures** features state-of-the-art guidance supported by the best available research evidence.
- **Rich art program throughout text** highlights and clarifies key clinical concepts and techniques with over 2,500 images, radiographs, full-color clinical photographs, line art, and diagrams.
- **Definitive resource in implant dentistry** provides you with authoritative state-of-the-art guidance by recognized leader in the field.

DESCRIPTION

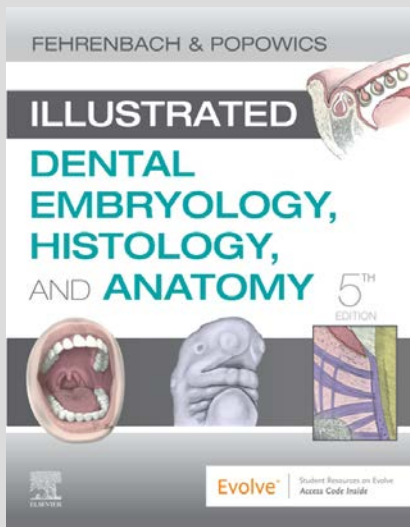
Dental implant surgery is an artform. To help you advance your skills and become a master of implant prosthetics, **Misch's Contemporary Implant Dentistry, 4th Edition** uses a multidisciplinary approach to cover the industry's most current processes and surgical procedures. The new edition of this text continues to provide comprehensive, state-of-the-art information on the science and discipline of contemporary implant dentistry. Covering the breadth of dental implant surgery, it includes full-color, in-depth coverage of both simple and complicated clinical cases, with practical guidance on how to apply the latest research, diagnostic tools, treatment planning, implant designs, and materials. New author Randolph R. Resnik, is an internationally known educator, clinician, and researcher in the field of Oral Implantology and Prosthodontics who will continue Dr. Misch's legacy and teachings.



<https://elsevier.wjx.cn/jq/45789358.aspx>



如您需要购买或咨询书籍信息，请扫描二维码联系我们



Illustrated Dental Embryology, Histology, and Anatomy

Margaret J. Fehrenbach, RDH, MS, Dental Hygiene Educational Consultant, Oral Biology Technical Writer, Renton WA Adjunct Faculty, Seattle Central College, Seattle, WA and Tracy Popowics

ISBN: 978-0-323-61107-7

EDITION: 5

PREVIOUS ISBN: 9781455776856

PUB DATE: November 2019

Gain essential knowledge of oral biology and dental anatomy

KEY FEATURES


- **UPDATED! Test Bank with cognitive leveling** and mapping to the dental assisting and dental hygiene test blueprints.
- **UPDATED! User-friendly pronunciation guide of terms** ensures you learn the correct way to pronounce dental terminology.
- **Comprehensive coverage** includes all the content needed for an introduction to the developmental, histological, and anatomical foundations of oral health.
- **Hundreds of full-color anatomical illustrations and clinical and microscopic photographs** accompany text descriptions of anatomy and biology.
- **Clinical Considerations boxes** relate abstract-seeming biological concepts to everyday clinical practice.
- **Key terms** open each chapter, accompanied by phonetic pronunciations, and are highlighted within the text, and a **glossary** provides a quick and handy review and research tool.
- **Expert authors** provide guidance and expertise related to advanced dental content.

DESCRIPTION

Get a clear picture of oral biology and the formation and study of dental structures. **Illustrated Dental Embryology, Histology, & Anatomy, 5th Edition** is the ideal introduction to one of the most foundational areas in the dental professions – understanding the development, cellular makeup, and physical anatomy of the head and neck regions. Written in a clear, reader-friendly style, this text makes it easy for you to understand both basic science and clinical applications - putting the content into the context of everyday dental practice. New for the fifth edition is evidence-based research on the dental placode, nerve core region, bleeding difficulties, silver diamine fluoride, and primary dentition occlusion. Plus, high-quality color renderings and clinical histographs and photomicrographs throughout the book, truly brings the material to life.



<https://elsevier.wjx.cn/jq/45789358.aspx>



如您需要购买或咨询书籍信息，请扫描二维码联系我们

Dermatology DDX Deck



James G. H. Dinulos, MD, Clinical Professor, Geisel School of Medicine at Dartmouth, Section of Dermatology, Department of Surgery, Department of Pediatrics, Dartmouth-Hitchcock Medical Center, Hanover and Lebanon, New Hampshire; **M. Shane Chapman**, MD, M. Shane Chapman, MD, MBA, Associate Professor, Geisel School of Medicine at Dartmouth, Section of Dermatology, Department of Surgery, Dartmouth-Hitchcock Medical Center, Hanover and Lebanon, NH, USA; **Andrew Eugene Werchniak**, MD, Andrew E. Werchniak, MD, Clinical Professor, Geisel School of Medicine at Dartmouth, Section of Dermatology, Department of Surgery, Dartmouth-Hitchcock Medical Center, Hanover and Lebanon, NH, USA; **Dorothea Torti Barton**, MD, Dorothea T. Barton, MD, Assistant Professor of Dermatology, Section of Dermatology, Department of Surgery, Dartmouth-Hitchcock Medical Center, Hanover and Lebanon, NH, USA and **Thomas P. Habif**, MD, Adjunct Professor (Dermatology), Department of Surgery, Geisel School of Medicine at Dartmouth and Dartmouth-Hitchcock Medical Center, Hanover and Lebanon, New Hampshire, USA

ISBN: 978-0-323-60829-9

EDITION: 3

PREVIOUS ISBN: 9780323080798

PUB DATE: November 2019


Portable guidance on more than 160 of the most common dermatologic disorders

DESCRIPTION

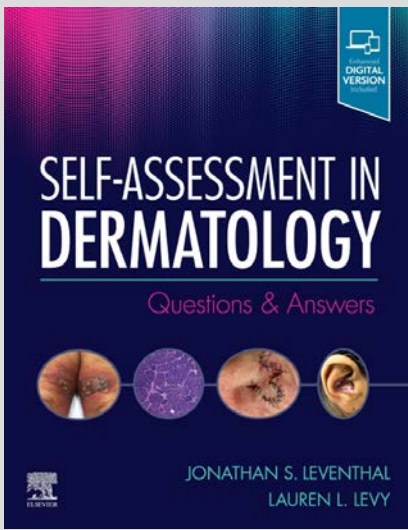
Here's your completely portable, uniquely convenient diagnostic tool to **compare potential diagnoses visually, side by side**. Each card in this deck includes full-color images and information about a particular diagnosis, as well as cross references (DDx refs) to other potential diagnoses. It's **the perfect pocket-sized reference** for front-line dermatologic diagnosis.



<https://elsevier.wjx.cn/jq/45789358.aspx>



如您需要购买或咨询书籍信息，请扫描二维码联系我们



Self-Assessment in Dermatology

Questions and Answers

Jonathan Leventhal, MD, Assistant Professor Associate Residency Program Director Director of Oncodermatology Clinic Department of Dermatology Yale University School of Medicine New Haven, CT, USA and **Lauren Levy**, MD, Dermatologist, Private Practice, Clinical Instructor, Department of Dermatology, Icahn School of Medicine at Mount Sinai, New York City, NY, USA

ISBN: 978-0-323-66200-0

EDITION: 1

PUB DATE: December 2019


Prepare for exam success and effective clinical practice

DESCRIPTION

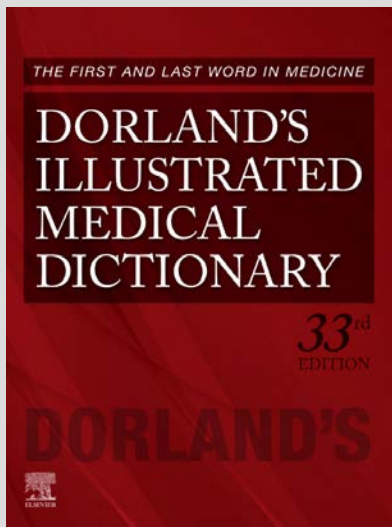
Test your dermatology knowledge and prepare to ace your exams with *Self-Assessment in Dermatology: Questions and Answers*. This all-new review resource follows the American Board of Dermatology exam blueprint, providing authoritative, up-to-date information on every aspect of the field. **Seven practice tests** have been carefully tailored for effective exam review by Yale authors who have had recent experience and success with the exam.



<https://elsevier.wjx.cn/jq/45789358.aspx>



如您需要购买或咨询书籍信息，请扫描二维码联系我们



Dorland's Illustrated Medical Dictionary

Dorland

ISBN: 978-1-4557-5643-8

EDITION: 33

PREVIOUS ISBN: 9781416062578

PUB DATE: December 2019

FORMAT: Hardback

The first and last word in medicine for over 120 years

A Volume in the Dorland's Medical Dictionary

KEY FEATURES


- Enhance your understanding of all the current medical terminology in your field by relying on the most comprehensive and highly respected medical dictionary, bringing you more than 120,000 well-defined entries and 1500 clear illustrations.
- Listen to 35,000 audio pronunciations.
- Search www.Dorlands.com on the Internet anytime, anywhere for all of the language integral to contemporary medicine.

DESCRIPTION

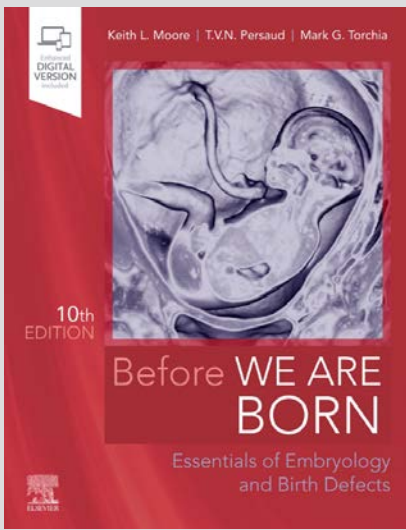
Trusted by generations of healthcare personnel at every professional level, *Dorland's Illustrated Medical Dictionary* remains **today's most comprehensive and highly respected medical dictionary**. The thoroughly updated 33rd Edition is an ideal resource for medical and allied health professionals, students in all healthcare disciplines, medical writers, editors, transcriptionists, coders, researchers, attorneys, and more – as well as those working in government agencies and healthcare management.



<https://elsevier.wjx.cn/jq/45789358.aspx>



如您需要购买或咨询书籍信息，请扫描二维码联系我们



Before We Are Born

Essentials of Embryology and Birth Defects

Keith L. Moore, BA, MSc, PhD, DSc, FIAC, FRSM, FAAA, Professor Emeritus, Division of Anatomy, Department of Surgery, Former Professor and Chair, Department of Anatomy and Associate Dean for Basic Medical Sciences, Faculty of Medicine, University of Toronto, Toronto, Ontario, Canada, Former Professor and Head of Anatomy, Faculty of Medicine, University of Manitoba, Winnipeg, Manitoba, Canada; **T. V. N. Persaud**, MD, PhD, DSc, FRCPath (Lond.), FAAA, Professor Emeritus and Former Head, Department of Human Anatomy and Cell Science; Professor of Pediatrics and Child Health; Associate Professor of Obstetrics, Gynecology, and Reproductive Sciences, Faculty of Medicine, University of Manitoba, Winnipeg, Manitoba, Canada; Professor of Anatomy, St. George's University, Grenada, West Indies and **Mark G. Torchia**, MSc, PhD, Associate Professor and Director of Development, Department of Surgery, Associate Professor, Department of Human Anatomy and Cell Sciences, Director, Centre for the Advancement of Teaching and Learning, University of Manitoba, Winnipeg, Manitoba, Canada

ISBN: 978-0-323-60849-7

EDITION: 10

PREVIOUS ISBN: 9780323313377

PUB DATE: November 2019

FORMAT: Paperback


Clinically relevant, highly illustrated coverage of normal and abnormal human development

DESCRIPTION

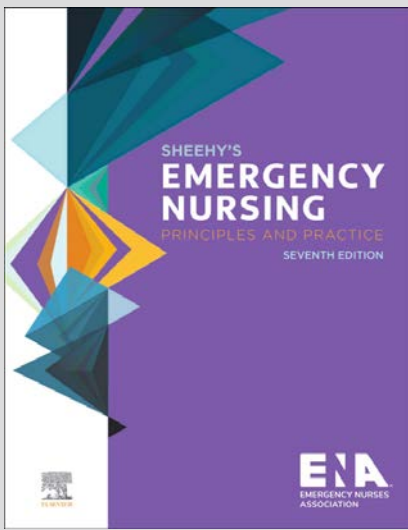
Covering the essentials of normal and abnormal human development for students in a variety of health science disciplines, *Before We Are Born: Essentials of Embryology and Birth Defects, 10th Edition*, **reflects new research findings and current clinical practice through concise text and abundant illustrations**. This edition has been fully updated by the world's foremost embryologists and is based on the popular text, *The Developing Human*, written by the same author team. It provides an easily accessible understanding of all of the latest advances in embryology, including **normal and abnormal embryogenesis, causes of birth defects, and the role of genes in human development**.



<https://elsevier.wjx.cn/jq/45789358.aspx>



如您需要购买或咨询书籍信息，请扫描二维码联系我们



Sheehy's Emergency Nursing

Principles and Practice

Emergency Nurses Association

ISBN: 978-0-323-48546-3

EDITION: 7

PREVIOUS ISBN: 9780323055857

PUB DATE: September 2019

FORMAT: Hardback

The essential text for both experienced and beginner emergency department nurses

KEY FEATURES


- **Written by the Emergency Nurses Association**, ensuring this is the most accurate information on the market.
- **Most comprehensive and authoritative text available on emergency nursing.**
- **Logically organized, chapters are grouped into six sections for quick access to important content:** Foundations of Emergency Nursing, Professional Practice, Clinical Foundations of Emergency Nursing, Major Trauma Emergencies, Medical and Surgical Emergencies, and Special Patient Populations.
- **Tables and boxes** highlight and summarize critical and essential information, while 150 illustrations help you to quickly identify and treat frequently encountered conditions.
- **A separate unit on special patient populations** covers topics such as child abuse, elder abuse, intimate partner violence, sexual assault, substance abuse and behavioral/pediatric/obstetrical emergencies.

DESCRIPTION

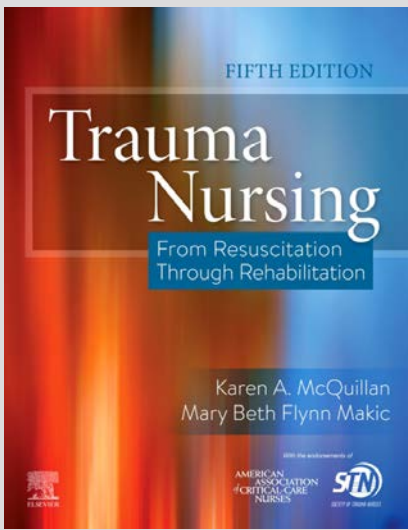
Written by emergency nurses for emergency nurses, **Sheehy's Emergency Nursing: Principles and Practice, 7th Edition** covers the issues and procedures unique to the emergency department. This comprehensive, evidence-based resource is written by the Emergency Nurses Association and includes developments and changes in clinical practice that are incorporated throughout the text. Considered the go-to guide for issues and procedures unique to the emergency department, the user-friendly format features more than 150 high-quality illustrations and tables that highlight essential concepts and offer quick access to vital information. New to this edition is updated key coverage including clinical fundamentals, treatment for trauma and medical-surgical emergencies, the foundations of emergency nursing practice, special populations, and more!



<https://elsevier.wjx.cn/jq/45789358.aspx>



如您需要购买或咨询书籍信息，请扫描二维码联系我们



Trauma Nursing

From Resuscitation Through Rehabilitation

Karen A. McQuillan, RN, MS, CNS-BC, CCRN, CNRN, TCRN, FAAN, Lead Clinical Nurse Specialist, R. Adams Cowley Shock Trauma Center, University of Maryland, Baltimore, MD and **Mary Beth Flynn Makic**, PhD, RN, CCNS, CCRN-K, FAAN, FNAP, FCNS, Professor, College of Nursing, University of Colorado, Aurora, Colorado, United States

ISBN: 978-0-323-56785-5

EDITION: 5

PREVIOUS ISBN: 9781416037729

PUB DATE: September 2019

FORMAT: Paperback

Prepare yourself with the quick decision-making and multi-faceted skills of trauma nursing

KEY FEATURES


- **UPDATED! Disaster preparedness, response and recovery for mass casualty incidents** prepares students to act quickly and confidently in the event of a disaster, with guidelines for initial response and sustained response.
- **UPDATED! The latest sepsis protocols, opioid use and pain/sedation protocols**, and treating injured patients with diabetes.
- **Special populations coverage** prepares you to meet the needs of unique trauma patient populations including pregnant women, children, the elderly, bariatric individuals, burn patients, those with a history of substance abuse and organ donors.
- **Coverage of specific issues that affect all patients regardless of their injury**, gives you a solid understating of mechanism of injury, traumatic shock, patient/family psychosocial responses to trauma, pain, anxiety, delirium and sleep management; infection; wound healing, and nutrition.
- **Tables and illustrations** throughout add clarity to the content being discussed.

DESCRIPTION


Learn to provide state-of-the-art care to any patient in any setting with the most comprehensive trauma nursing resource available. Using the unique cycles of trauma framework, **Trauma Nursing: From Resuscitation Through Rehabilitation, 5th Edition** features coverage of cutting-edge research findings and current issues, trends, and controversies in trauma nursing. The thoroughly updated fifth edition guides you through all phases of care - from preventive care and the time of injury to the resuscitative, operative, critical, intermediate, and rehabilitative stages. Plus, new chapters address unique trauma patient populations including pregnant women, children, the elderly, bariatric individuals, burned patients, those with a history of substance abuse and organ donors. With timely discussions on emerging topics such as mass casualty events and rural trauma, this is the most complete resource available for both students and experienced trauma nurses.



<https://elsevier.wjx.cn/jq/45789358.aspx>



如您需要购买或咨询书籍信息，请扫描二维码联系我们



Williams Textbook of Endocrinology

Shlomo Melmed, MBChB, MACP, Professor of Medicine, Senior Vice President and Dean of the Medical Faculty, Cedars Sinai Health System, Los Angeles, CA, USA; **Ronald Koenig**; **Clifford Rosen**; **Richard Auchus** and **Allison Goldfine**

ISBN: 978-0-323-55596-8

EDITION: 14

PREVIOUS ISBN: 9780323297387

PUB DATE: December 2019


The gold standard reference in endocrinology for 70 years

DESCRIPTION


Expertly bridging the gap between basic science and clinical information, *Williams Textbook of Endocrinology, 14th Edition*, brings together an outstanding collection of world-renowned authors to provide authoritative discussions of **the full spectrum of adult and pediatric endocrine system disorders**. New chapters and significant revisions throughout keep you up to date with **recent advances in medications, therapies, clinical trials**, and more. This essential reference is a must-have resource for endocrinologists, endocrine surgeons, gynecologists, internists, pediatricians, and other clinicians who need current, comprehensive coverage of this multifaceted field.



<https://elsevier.wjx.cn/jq/45789358.aspx>



如您需要购买或咨询书籍信息，请扫描二维码联系我们



Jekel's Epidemiology, Biostatistics, Preventive Medicine, and Public Health

Joann G. Elmore, MD, MPH, Professor of Medicine, David Geffen School of Medicine at UCLA; Adjunct Professor of Medicine, University of Washington School of Medicine ; **Dorothea Wild**, MD, MPH, Dr. Med, Associate Director, Combined Internal Medicine/Preventive Medicine Residency Program, Griffin Hospital, Derby, CT; **Heidi D. Nelson**, MD, MPH, MACP, Oregon Health & Science University, United States and **David L. Katz**, MD, MPH, Associate Clinical Professor of Epidemiology and Public Health and Medicine, Yale University School of Medicine, New Haven, CT; Director, Yale-Griffin Preventive Research Center, Derby, CT

ISBN: 978-0-323-64201-9

EDITION: 5

PREVIOUS ISBN: 9781455706587

PUB DATE: January 2020


Four key medical disciplines in one comprehensive, convenient resource

DESCRIPTION

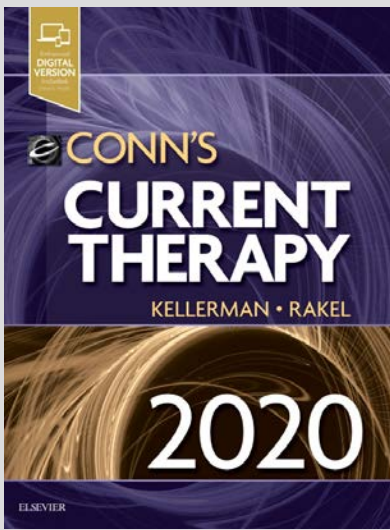
Written by renowned epidemiologists and public health experts, this unique text provides complete, concise coverage of epidemiology, biostatistics, preventive medicine, and public health in clear, easy-to-understand terms. **One convenient volume delivers must-know content in four complex areas**—information that's sure to be covered in today's classrooms and on USMLE exams—presented with **a clinical focus and real-life medical examples** throughout. Depth of coverage, concise writing style, outstanding online review questions, a clinical emphasis ... these features and more make *Jekel's* your go-to resource for learning, study, and review.



<https://elsevier.wjx.cn/jq/45789358.aspx>



如您需要购买或咨询书籍信息，请扫描二维码联系我们



Conn's Current Therapy 2020

Rick D. Kellerman, MD, Professor and Chair, Department of Family and Community Medicine, University of Kansas School of Medicine - Wichita, Wichita, Kansas ; Edited by David Rakel, MD, Chair, Department of Family and Community Medicine The University of New Mexico School of Medicine Albuquerque, New Mexico

ISBN: 978-0-323-71184-5

EDITION: 1

PREVIOUS ISBN: 9780323596480

PUB DATE: January 2020

FORMAT: Hardback

State-of-the-art, personal approaches from leaders in the field make Conn's indispensable in your daily practice


A Volume in the CONNS CURRENT THERAPY

DESCRIPTION


Designed to suit a wide range of healthcare providers, including primary care, subspecialties, and allied health, *Conn's Current Therapy* has been a **trusted clinical resource for more than 70 years**. The 2020 edition continues this tradition of excellence with current, evidence-based treatment information presented in a concise yet in-depth format. **More than 300 topics have been carefully reviewed and updated** to bring you state-of-the-art information even in the most rapidly changing areas of medicine.



<https://elsevier.wjx.cn/jq/45789358.aspx>



如您需要购买或咨询书籍信息，请扫描二维码联系我们



Law and Ethics for Health Practitioners

Sonia Allan, OAM CF, LLB (Hons), MPH (Merit), LLM (Dist), PhD, GDLP GCHE, Associate Professor (Health Law), Deakin Law School, Deakin University, Australia

ISBN: 978-0-7295-4303-3

EDITION: 1

PUB DATE: October 2019

FORMAT: Paperback

A comprehensive guide for all health professions students to understand law and ethics, and how and when to incorporate in their everyday practice.


DESCRIPTION

Law and Ethics for Health Practitioners will appeal to undergraduate nursing and allied health students seeking to understand and comply with the legal, ethical and regulatory requirements of their profession.

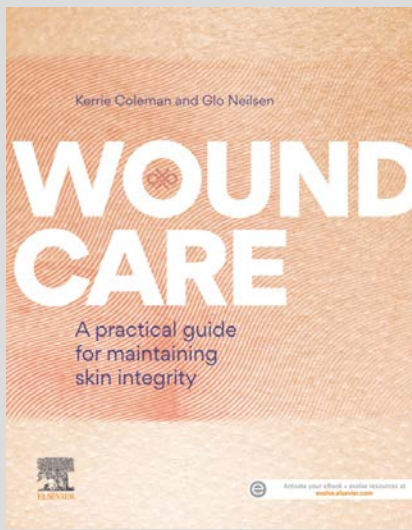
The text addresses law and ethics across eight health science disciplines, presenting discipline-specific scenarios to support students in their clinical decision making.



<https://elsevier.wjx.cn/jq/45789358.aspx>



如您需要购买或咨询书籍信息，请扫描二维码联系我们



Wound Care

A practical guide for maintaining skin integrity

Kerrie Coleman, MN Clinical (Wound), MNP (Chronic disease), BNsc, DipApSc PhD candidate, Nurse Practitioner Complex Wound Management Critical Care & Clinical Support Services/Royal Brisbane & Women's Hospital Metro North Hospital & Health Service and **Glo Neilsen**, RN, BHLth, MNLead, GCAP, PhD Candidate, Lecturer and Unit Coordinator, School of Nursing, Midwifery & Social Sciences, CQUniversity, Queensland, Australia

ISBN: 978-0-7295-4317-0

EDITION: 1

PUB DATE: November 2019

FORMAT: Paperback

A contemporary ANZ resource designed to assist students and clinicians in applying evidence-based wound care to practice.

DESCRIPTION


Wound Care: a practical guide for maintaining skin integrity is a contemporary ANZ resource designed to assist students and clinicians in applying evidence-based wound care to practice.

Written by expert wound care clinicians and academics, the text offers a range of clinical scenarios to test wound care knowledge and skills within the context of real-world settings. It presents a problem-solving approach to encourage students and practising nurses to critically think about how to deliver wound care to individuals with a range of acute and chronic wounds.


Including the most recent local dressings and wound care products, *Wound Care: a practical guide for maintaining skin integrity* reinforces the principles of wound care and provides the necessary tools for students and clinicians to determine how best to deliver effective nursing care.



<https://elsevier.wjx.cn/jq/45789358.aspx>



如您需要购买或咨询书籍信息，请扫描二维码联系我们



Medical Genetics

Lynn B. Jorde, PhD, Professor, Mark and Kathie Miller Presidential Chair, Department of Human Genetics, University of Utah Health Sciences Center, Salt Lake City, UT; **John C. Carey**, MD, MPH, Professor, Division of Medical Genetics, Department of Pediatrics, University of Utah Health Sciences Center, Salt Lake City, UT and **Michael J. Bamshad**, MD, Professor, Division of Genetic Medicine, Department of Pediatrics, University of Utah Health Sciences Center, Salt Lake City, UT

ISBN: 978-0-323-59737-1

EDITION: 6

PREVIOUS ISBN: 9780323188357

PUB DATE: December 2019:


A highly visual, clinical approach to medical genetics

DESCRIPTION


Up to date and extensively revised to reflect **recent advances in the genetics of common diseases, as well as current progress in gene therapy**, *Medical Genetics, 6th Edition*, delivers easy-to-read, highly visual coverage of this rapidly changing field. This accessible, practical text **integrates key concepts with clinical practice**, highlighted by numerous illustrations, tables, concept summaries, and more – all designed to enhance effective learning and retention of complex material.



<https://elsevier.wjx.cn/jq/45789358.aspx>



如您需要购买或咨询书籍信息，请扫描二维码联系我们



Rehabilitation of the Hand and Upper Extremity, 2-Volume Set

Terri M. Skirven, OTR/L, CHT, Director, Hand Therapy, Philadelphia Hand Center; Associate Director, Hand Rehabilitation Foundation, Philadelphia, PA; **A. Lee Osterman**, MD, Chairman, Division of Hand Surgery, Department of Orthopaedic Surgery, Jefferson Medical College of Thomas Jefferson University; Director, Philadelphia Hand Center and Fellowship Program, Philadelphia, PA; **Jane Fedorczyk**, PT, PhD, CHT, ATC, Associate Clinical Professor, Department of Physical Therapy and Rehabilitation Sciences, College of Nursing and Health Professions, Drexel University, Philadelphia, PA; **Peter C. Amadio**, MD, Professor in Orthopaedics, Consultant in Hand Surgery and Orthopaedic Surgery, Mayo Clinic, Rochester, MN; **Sheri Felder** and **Eon K Shin**

ISBN: 978-0-323-50913-8

EDITION: 7

PREVIOUS ISBN: 9780323056021

PUB DATE: February 2020


The gold standard reference for all aspects of hand and upper body extremity rehabilitation

DESCRIPTION


Long recognized as an **essential reference for therapists and surgeons treating the hand and the upper extremity**, *Rehabilitation of the Hand and Upper Extremity* helps you return your patients to optimal function of the hand, wrist, elbow, arm, and shoulder. Leading hand surgeons and hand therapists detail **the pathophysiology, diagnosis, and management of virtually any disorder you're likely to see**, with a focus on evidence-based and efficient patient care. Extensively referenced and abundantly illustrated, the 7th Edition of this reference is a "must read" for surgeons interested in the upper extremity, hand therapists from physical therapy or occupational therapy backgrounds, anyone preparing for the CHT examination, and all hand therapy clinics.



<https://elsevier.wjx.cn/jq/45789358.aspx>



如您需要购买或咨询书籍信息，请扫描二维码联系我们



Phlebotomy

Worktext and Procedures Manual

Robin S. Warekois, BS, MT(ASCP), Pathology Outreach & Client Services, VCU Health Systems, Richmond, VA; Richard Robinson, NASW, Sherborn, MA and Pamela Primrose

ISBN: 978-0-323-64266-8

EDITION: 5

PREVIOUS ISBN: 9780323279406

PUB DATE: October 2019

Learn to confidently draw blood with step-by-step procedures and full-color photos

KEY FEATURES


- **Right-sized coverage** of the full spectrum of phlebotomy practice.
- **Step-by-step illustrated procedures** on essential phlebotomy competencies and techniques.
- **Exam preparation questions** in each chapter and **three mock certification exams** help with classroom and board test review.
- **Clinical scenarios and tips** focus on application and real-world workplace challenges and solutions.
- **Removable bookmark** for handy clinical reference to tube color-coding.
- **OSHA icons in procedures** highlight safe and effective practice.
- **Key terms and acronyms** listed at the beginning of each chapter, highlighted in text, and defined in a back-of-book glossary.
- **Additional online resources** – animations, procedure videos, interactive exercises, and an audio glossary.

DESCRIPTION

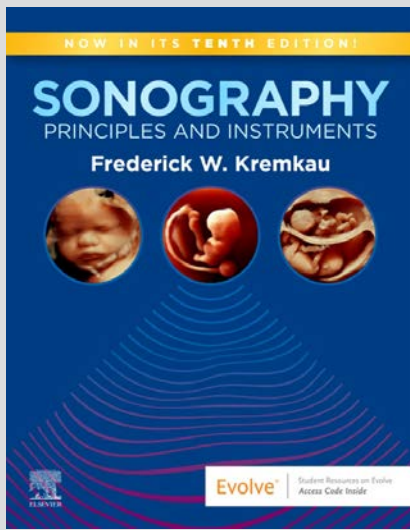
Master practical phlebotomy skills with **Phlebotomy: Worktext and Procedures Manual, 5th Edition!** Known for its storyboard format of procedures and beautiful illustrations, this hands-on worktext describes all aspects of phlebotomy — with focused and current coverage of lab tests, equipment, safety and collection procedures, emergency situations, special populations, and point-of-care testing. Procedures, outlined with step-by-step instructions and full-color photos, cover core competencies; and a detachable bookmark with color tube guide acts as a handy clinical reference. Learning features focus on clinical scenarios, practice tips, and error prevention and are supplemented by videos and certification exam preparation.



<https://elsevier.wjx.cn/jq/45789358.aspx>



如您需要购买或咨询书籍信息，请扫描二维码联系我们



Sonography Principles and Instruments

Frederick W. Kremkau, PhD, Professor, Radiologic Sciences and Director, Program for Medical Ultrasound, Center for Applied Learning, Wake Forest University School of Medicine, Winston-Salem, NC

ISBN: 978-0-323-59708-1

EDITION: 10

PREVIOUS ISBN: 9780323322713

PUB DATE: January 2020

FORMAT: Paperback

Enhance your imaging skills with the latest sonographic technologies and prepare for the ARDMS SPI certification exam

KEY FEATURES


- **Emphasis on the fundamentals of physics and sonography** prepares you for the ARDMS SPI (Sonography Principles & Instrumentation) certification exam.
- **Coverage of current technology** includes the progress made with contrast agents and 3D, along with the more general aspects of transducers and instruments.
- **Straightforward explanations** simplify complicated concepts.
- **Over 120 ultrasound scans with a full-color design** represent what you will encounter in the clinical setting.
- **Learning objectives** at the beginning of each chapter give you a measurable outcome to achieve.
- **Key terms** are listed at the beginning of each chapter and bolded in the text for fast and convenient lookup.
- **Key Points** are marked with an icon and special type, highlighting the most important information to help you study more efficiently.
- **Bulleted review** at the end of each chapter identifies key concepts.
- **End-of-chapter exercises** test your knowledge and understanding with a blend of multiple-choice, matching, and true/false questions.
- **Glossary at the end of the book** serves as a quick reference to key terms, letting you look up definitions without having to search through each chapter.
- **Appendices** offer convenient access to a list of symbols and equations, plus a mathematics review.
- **Student resources on the Evolve companion website** enhance learning with videos, a physics review, an image collection, and advanced concepts.

DESCRIPTION

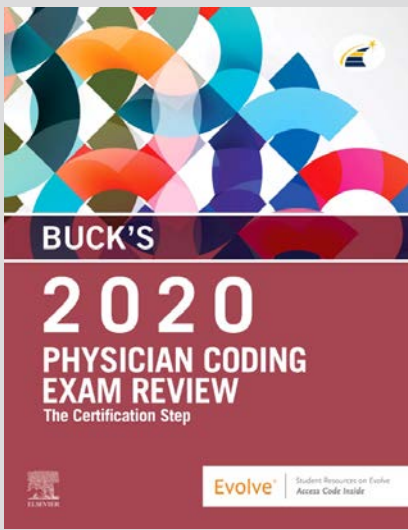
Enhance your imaging skills with the latest sonographic technologies and prepare for the ARDMS SPI certification exam! **Sonography: Principles and Instruments, 10th Edition** explains how diagnostic ultrasound works and covers the essentials of ultrasound physics and instrumentation, including Doppler imaging, artifacts, safety, and quality assurance. More than 1,300 illustrations include ultrasound scans, helping to demonstrate imaging anatomy, motion, and flow. In simplifying complicated concepts, Dr. Kremkau succeeds where other texts do not. With the right blend of imaging fundamentals, current techniques, and exam practice questions, this book is ideal for both students and experienced practitioners.



<https://elsevier.wjx.cn/jq/45789358.aspx>



如您需要购买或咨询书籍信息，请扫描二维码联系我们



Buck's Physician Coding Exam Review 2020

The Certification Step

Elsevier

ISBN: 978-0-323-60921-0

EDITION: 1

PREVIOUS ISBN: 9780323582575

PUB DATE: January 2020

FORMAT: Paperback

Prepare for success on your physician coding exam with review and practice from Elsevier

KEY FEATURES


- **UNIQUE! Four full practice exams on Evolve** simulate the experience of taking the actual physician coding exam, allowing you to assess your strengths and weaknesses in order to develop a plan for focused study.
- **Answers and rationales** to questions on the practice exams let you check your work.
- **Concise outline format** helps you access key information quickly and study more efficiently.
- **Mobile-optimized quick quizzes** offer on-the-go practice with more than 350 medical terminology, pathophysiology, CPT, HCPCS, and ICD-10-CM questions.
- **"Real-life" coding reports** simulate the reports that you will encounter on the job, and challenge you to apply key coding principles to actual cases.
- **Test-taking tips** in the *Success Strategies* section guide you step-by-step through the entire exam process.

DESCRIPTION

Prepare to succeed on your physician coding certification exam with **Buck's Physician Coding Exam Review 2020: The Certification Step!** This extensive exam review provides complete coverage of all topics included on the physician coding certification exam — including anatomy, terminology, and pathophysiology for each body system; reimbursement issues; CPT, HCPCS, and ICD-10-CM coding; and more. Four full practice exams (with answers and rationales) simulate the testing experience and provide enough practice to reassure even the most insecure exam-taker. It's the *only* physician coding exam review you need!



<https://elsevier.wjx.cn/jq/45789358.aspx>



如您需要购买或咨询书籍信息，请扫描二维码联系我们



Buck's Step-by-Step Medical Coding, 2020 Edition

Elsevier

ISBN: 978-0-323-60949-4

EDITION: 1

PREVIOUS ISBN: 9780323582193

PUB DATE: January 2020

FORMAT: Paperback

Take the first step toward a successful career in medical coding

KEY FEATURES


- **Theory and practical review questions** (located at the end of each chapter) focus on recalling important chapter information and application of codes.
- **A step-by-step approach** makes it easier to build your coding skills and remember the material.
- **30-day trial to TruCode® Encoder Essentials** gives you experience with using an encoder (plus access to additional encoder practice exercises on the Evolve website).
- **UNIQUE! "Real-life" coding reports** simulate the reports you will encounter as a coder and help you apply coding principles to actual cases.
- **Online activities** on Evolve provide extra practice with assignments, including coding reports.
- **More than 450 illustrations** help you understand the types of medical conditions and procedures being coded, and include examples taken directly from Elsevier's professional ICD-10 and HCPCS manuals.
- **Learning objective and glossary review questions** reinforce your understanding of key chapter concepts and terms
- **UNIQUE! Four coding-question variations** — covering both single-code questions and multiple-code questions and scenarios — develop your coding ability and critical thinking skills.
- **UNIQUE! Coders' Index** in the back of the book makes it easy to quickly locate specific codes.
- **Official Guidelines for Coding and Reporting boxes** show the official guidelines wording for inpatient and outpatient coding alongside in-text explanations.

DESCRIPTION

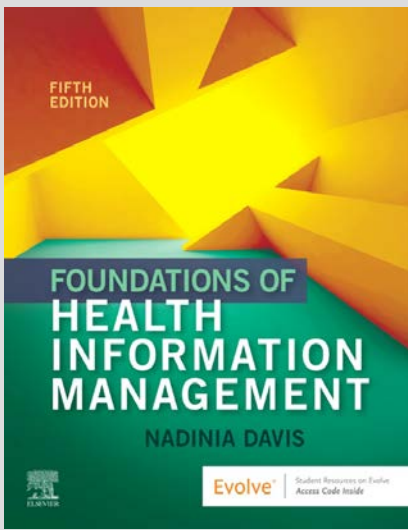
Take your first step toward a successful career in medical coding with guidance from the most trusted name in coding education! The bestselling **Buck's Step-by-Step Medical Coding** is a practical, easy-to-use resource that shows you exactly how to code using all current coding sets. To reinforce your understanding, practice exercises follow the explanations of each coding concept. In addition to coverage of reimbursement, ICD-10-CM, CPT, HCPCS, and inpatient coding, an Evolve website includes 30-day access to TruCode® Encoder Essentials. No other book so thoroughly covers all coding sets!



<https://elsevier.wjx.cn/jq/45789358.aspx>



如您需要购买或咨询书籍信息，请扫描二维码联系我们



Foundations of Health Information Management

Nadinia A. Davis, MBA, RHIA, CHDA, CCS, FAHIMA, Program Coordinator, Health Information Management and Medical Coding Studies, Delaware Technical Community College, Wilmington, Delaware

ISBN: 978-0-323-63674-2

EDITION: 5

PREVIOUS ISBN: 9780323378116

PUB DATE: December 2019

Excel on the RHIT certification exam and on the job

KEY FEATURES


- **Clear writing style and easy reading level** make reading and studying more time-efficient, and are ideal for 2-year associate degree HIM programs and career schools.
- **Chapter learning objectives** are tied to the CAHIIM curriculum competencies to allow instructors to teach to the test — and prepare you for success on the credentialing exam.
- **Professional Profile boxes** highlight key HIM professionals within chapter discussions.
- **SimChart and SimChart for the Medical Office EHR samples** demonstrate electronic medical records in use.
- **Career Tip boxes** instruct you on a course of study and work experience required for the position.
- **Chapter summaries and reviews** allow for easy review of each chapter's main concepts.
- **Full-color design and illustrations** make content more appealing and easier to learn.
- **Competency Check-In exercises at the end of every main section in each chapter** encourage you to review and apply key concepts.

DESCRIPTION


Foundations of Health Information Management, 5th Edition is an absolute **must** for any student beginning a career in HIM. By focusing on healthcare delivery systems, electronic health records, and the processing, maintenance, and analysis of health information, this engaging, easy-to-understand text presents a realistic and practical view of technology and trends in healthcare. It readies you for the role of a Registered Health Information Technician, who not only maintains and secures accurate health documentation, but serves as a healthcare analyst who translates data into useful, quality information that can control costs and further research. The fifth edition follows the CAHIIM 2018 HIM Associate Degree curriculum competencies, preparing you for the RHIT credentialing exam. EHR samples, practice exercises, and new Bloom's-level Competency Milestone features help ensure mastery of all competencies.



<https://elsevier.wjx.cn/jq/45789358.aspx>



如您需要购买或咨询书籍信息，请扫描二维码联系我们



Effective Communication for Health Professionals

Elsevier

ISBN: 978-0-323-62545-6

EDITION: 2

PREVIOUS ISBN: 9781416000006

PUB DATE: November 2019

The hands-on learning text that solidifies your communication skills

KEY FEATURES


- **UNIQUE! Interactive activities on accompanying Evolve site** include a variety of application exercises such as scenarios with voice mail messages and patient/caregiver interviews.
- **Easy-to-read style** provides practical information, hints, and tips.
- **Test Your Communication IQ boxes** provide you with a short self-assessment test at the beginning of each chapter.
- **Spotlight on Success boxes** provide you with useful, practical tips for improving workplace habits and communication.
- **Expanding Critical Thinking boxes** provide actual case examples and activities with useful tips to help you apply what you've learned to practice.
- **Legal Eagle boxes provide useful tips** that focus on honesty, as well as ethical and legal communication between patients and healthcare workers.
- **End-of-chapter questions and exercises** help you to use knowledge learned from topics presented in the chapter.

DESCRIPTION


Ensure you have the skills to effectively communicate with patients and other healthcare professionals! With its easy-to-read style, **Effective Communication for Health Professionals, 2nd edition**, is loaded with useful tips and exercises to help you learn the universal (and necessary) practice of communication. This full-color second edition reflects current therapeutic techniques, including *Communication Guidelines* feature boxes, *Words at Work* dialogue boxes, added case studies, and all-new content exploring the most current communication tools in the modern health care setting. In addition, interactive exercises on the Evolve companion website encourages you to practice therapeutic communication techniques in real-life situations.



<https://elsevier.wjx.cn/jq/45789358.aspx>



如您需要购买或咨询书籍信息，请扫描二维码联系我们



Health and Health Care Delivery in Canada

Valerie D. Thompson, RN, PHC, NP , Conestoga Institute of Technology and Advanced Learning

ISBN: 978-1-77172-169-1

EDITION: 3

PREVIOUS ISBN: 9781927406311

PUB DATE: March 2010

LIST PRICE: RRP AUD 107, RRP NZD 129

FORMAT: Paperback

TRIM: 7.5w x 9.25h

PAGES: c. 346

COUNTRY OF ORIGIN: Canada

SHELVING CLASSIFICATIONS:

HRP Health Occupations

BIC CODES:

Everything you need to know about the Canadian health care system

KEY FEATURES


- **Case examples** provide real-world scenarios related to the chapter content.
- **Thinking It Through questions** ask you to critically consider key aspects of health and health care delivery.
- **Review questions** at the end of every chapter test your comprehension of the material.
- **Chapter Summaries at the end of each chapter** cover the main topics and their key takeaways.
- **Key Terms** open each chapter and include page references for definitions.

DESCRIPTION


Prepare for a career in Canadian health care with the only text of its kind! Written in a manageable, student-friendly style, **Health and Health Care Delivery in Canada, 3rd Edition** makes it easy to understand the nation's approach to health, wellness, and illness. Set entirely within a Canadian context, this text includes coverage of individual and population health, the role of federal agencies and provincial governments, health care funding, and current issues and future trends in health care. This new edition includes updated coverage on mental health care, Indigenous Peoples, palliative and end-of-life care (including MAID), and the legalization of marijuana. With enhanced online resources and updated review questions, it's ideal for all Canadian students considering a career in health care!



*Prices are subject to change without notice. All Rights Reserved.



如您需要购买或咨询书籍信息，请扫描二维码联系我们



Walter and Miller's Textbook of Radiotherapy: Radiation Physics, Therapy and Oncology

Edited by : **Paul R Symonds**, TD MD FRCP FRCR, Emeritus Professor of Clinical Oncology, University of Leicester, Leicester, UK; Honorary Consultant Oncologist, University Hospitals of Leicester, Leicester, UK; **John A Mills**, PhD MIPEM CPhys, Physicist, MACS, Quality Control Provider, James Watt House, Hinckley, UK and **Angela Duxbury**, FCR TDCR MSc, Emeritus Professor of Therapeutic Radiography, Sheffield Hallam University, Sheffield, UK

ISBN: 978-0-7020-7485-1

EDITION: 8

PREVIOUS ISBN: 9780443074868

PUB DATE: August 2019

FORMAT: Hardback

KEY FEATURES


- Highly illustrated in full colour including 350 photographs.
- Clearly and simply explains the fundamental physics for clinicians
- Gives an up to date summary of radiotherapy practice organised by tumour site making it very easy to navigate.
- Describes the wide range of devices and clearly explains the principles behind their operation.
- Comprehensively explains the calculation models of dose predictions for treatment preparation.

DESCRIPTION

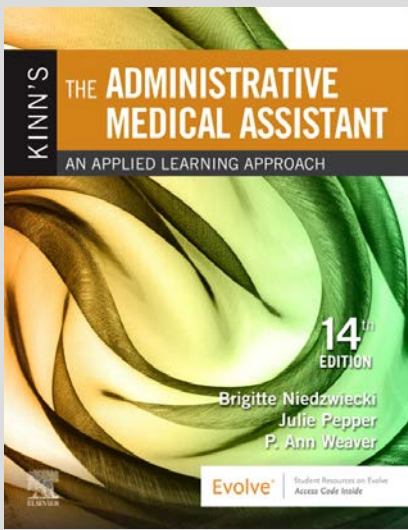
Walter and Miller's Textbook of Radiotherapy is a key textbook for therapeutic radiography students as well as trainee clinical and medical oncologists, clinical physicists and technologists. The book is divided into 2 sections. The first section covers physics and provides a comprehensive review of radiotherapy physics. This section is designed to be non-physicist friendly, to simply and clearly explain the physical principles upon which radiotherapy and its technology are based. The second section is a systematic review by tumour site giving an up to date summary of radiotherapy practice. The title also covers the place of chemotherapy, surgery and non-radiotherapy treatments as well as the principles of cancer patient treatment including supportive care and palliative treatments. It is a comprehensive must-have resource for anyone studying therapeutic radiotherapy.



<https://elsevier.wjx.cn/jq/45789358.aspx>



如您需要购买或咨询书籍信息，请扫描二维码联系我们



Kinn's The Administrative Medical Assistant

An Applied Learning Approach

Brigitte Niedzwiecki, RN, MSN, RMA, Medical Assistant Program Director & Instructor, Chippewa Valley Technical College, Eau Claire, Wisconsin; **Julie Pepper**, BS, CMA (AAMA), Medical Assistant Instructor, Chippewa Valley Technical College, Eau Claire, Wisconsin and **P. Ann Weaver**, MEd, MT(ASCP), Medical Assistant Instructor, Chippewa Valley Technical College, Eau Claire, Wisconsin

ISBN: 978-0-323-61365-1

EDITION: 14

PREVIOUS ISBN: 9780323396721

PUB DATE: November 2019

FORMAT: Paperback

Your Medical Assisting career begins with Kinn's

KEY FEATURES


- **Comprehensive coverage of all administrative procedures** prepares you to run a medical office.
- **65 step-by-step illustrated procedures with rationales** break down key administrative skills to master.
- **Applied approach to learning** helps you use what you've learned in a real-world setting, including case scenarios, critical thinking exercises, procedures videos, and interactive online activities.
- **Thorough EHR coverage with access to hands-on activities** incorporates use of SimChart® for the Medical Office software (sold separately) designed to ensure that you are practice-ready.
- **Key vocabulary terms and definitions** are presented at the beginning of each chapter and highlighted in text discussions.
- **Summary of Learning Objectives** serves as a checkpoint and study tool.
- **Robust companion website** includes chapter quizzes, sample certification exams, procedures videos, and interactive exercises.
- **Patient education and legal and ethical features** help relate content to practical use.

DESCRIPTION


More than any other product on the market, the most successful Medical Assistants begin their careers with *Kinn*. Trusted for more than 60 years, **Kinn's The Administrative Medical Assistant: An Applied Learning Approach, 14th Edition** teaches you real-world administrative skills essential for a career in the modern medical office – always with a focus on application through unfolding case scenarios, critical thinking questions, procedure videos, and interactive exercises. The reorganized 14th edition includes expanded content on topics from professionalism and interpersonal skills to billing and coding, electronic health records, and practice management as well as a new chapter reviewing medical terminology, anatomy and physiology, and pathology. With an easy-to-read style and practical focus, paired with a full complement of separately sold adaptive solutions, real-world simulations, EHR documentation experience, and HESI remediation and assessment — you'll learn the leading skills to prepare for certification and a successful career in the dynamic and growing Medical Assisting profession.



<https://elsevier.wjx.cn/jq/45789358.aspx>



如您需要购买或咨询书籍信息，请扫描二维码联系我们



Kinn's The Clinical Medical Assistant

An Applied Learning Approach

Brigitte Niedzwiecki, RN, MSN, RMA, Medical Assistant Program Director & Instructor, Chippewa Valley Technical College, Eau Claire, Wisconsin; **Julie Pepper**, BS, CMA (AAMA), Medical Assistant Instructor, Chippewa Valley Technical College, Eau Claire, Wisconsin and **P. Ann Weaver**, MSEd, MT(ASCP), Medical Assistant Instructor, Chippewa Valley Technical College, Eau Claire, Wisconsin

ISBN: 978-0-323-61357-6

EDITION: 14

PREVIOUS ISBN: 9780323396714

PUB DATE: November 2019

FORMAT: Paperback

Your Medical Assisting career begins with Kinn's

KEY FEATURES


- **Comprehensive coverage of all clinical procedures** prepares you for a wide variety of Medical Assisting careers.
- **115 step-by-step illustrated procedures with rationales** break down how to perform critical skills for practice.
- **Applied approach to learning** helps you use what you've learned in the clinical setting, including case scenarios, critical thinking exercises, procedures videos, and interactive online activities.
- **Access to hands-on activities** incorporates use of SimChart® for the Medical Office software (sold separately) to prepare you for documentation of clinical encounters.
- **Patient education and legal and ethical features** help relate content to practical use.
- **Key vocabulary terms and definitions** are presented at the beginning of each chapter and highlighted in text discussions.
- **Summary of Learning Objectives** serves as a checkpoint and study tool.
- **Robust companion website** includes chapter quizzes, certification practice exams, procedure videos, and interactive exercises.

DESCRIPTION

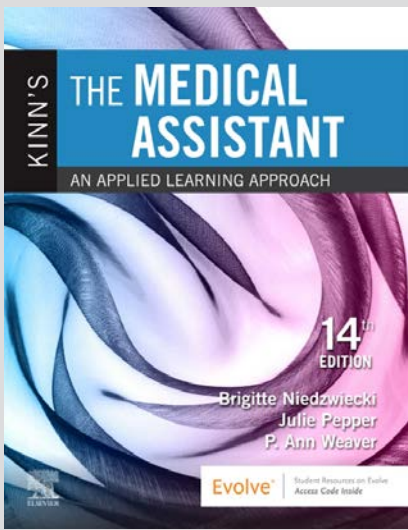
More than any other product on the market, the most successful Medical Assistants begin their careers with **Kinn**. Trusted for more than 60 years, **Kinn's The Medical Assistant: An Applied Learning Approach, 14th Edition** teaches you real-world clinical skills essential for a career in the modern medical office- always with a focus on application through unfolding case scenarios, critical thinking questions, procedure videos, and interactive exercises. The reorganized 14th edition features new authors and a chapter reviewing medical terminology and anatomy. With an easy-to-read format and full continuum of separately sold adaptive solutions, real-world simulations, EHR documentation experience, and HESI remediation and assessment — you'll learn the leading skills of modern medical assisting to prepare for certification and a successful career in the dynamic and growing Medical Assisting profession.



<https://elsevier.wjx.cn/jq/45789358.aspx>



如您需要购买或咨询书籍信息，请扫描二维码联系我们



Kinn's The Medical Assistant

An Applied Learning Approach

Brigitte Niedzwiecki, RN, MSN, RMA, Medical Assistant Program Director & Instructor, Chippewa Valley Technical College, Eau Claire, Wisconsin; **Julie Pepper**, BS, CMA (AAMA), Medical Assistant Instructor, Chippewa Valley Technical College, Eau Claire, Wisconsin and **P. Ann Weaver**, MEd, MT(ASCP), Medical Assistant Instructor, Chippewa Valley Technical College, Eau Claire, Wisconsin

ISBN: 978-0-323-58126-4

EDITION: 14

PREVIOUS ISBN: 9780323353205

PUB DATE: November 2019

FORMAT: Paperback

Your Medical Assisting career begins with Kinn's

KEY FEATURES


- **Comprehensive coverage of all administrative and clinical procedures** prepares you for a wide array of Medical Assisting jobs.
- **Nearly 185 step-by-step illustrated procedures with rationales** break down how to perform critical skills for practice.
- **Applied approach to learning** helps you use what you've learned in a real-world setting, including case scenarios, critical thinking exercises, procedures videos, and interactive online activities.
- **Thorough EHR coverage with access to hands-on activities** incorporates use of SimChart® for the Medical Office, software designed to ensure that you are practice-ready (sold separately).
- **Robust companion website** includes procedures videos, chapter quizzes, and sample certification exams, and interactive exercises.
- **Key vocabulary terms and definitions** are presented at the beginning of each chapter and highlighted in text discussions.
- **Summary of Learning Objectives** serves as a checkpoint and study tool.
- **Patient education and legal and ethical features** help relate content to practical use.

DESCRIPTION

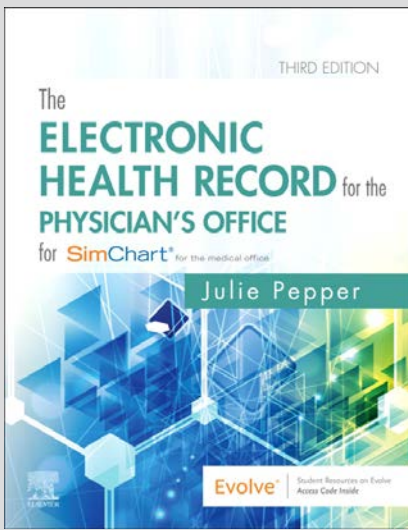
More than any other product on the market, the most successful Medical Assistants begin their careers with *Kinn*. Trusted for more than 60 years, **Kinn's The Medical Assistant: An Applied Learning Approach, 14th Edition**, teaches you real-world administrative and clinical skills essential for a career in the modern medical office – always with a focus on application through unfolding case scenarios, critical thinking questions, procedure videos, and interactive exercises. The reorganized 14th edition includes expanded content on medical office accounts, collections, banking, and practice management as well as a new chapter reviewing medical terminology, anatomy and physiology, and pathology. With an easy-to-read format and a full continuum of separately sold adaptive learning solutions, real-world simulations, EHR documentation experience, and HESI remediation and assessment — you'll learn the leading skills to prepare for certification and a successful career in the dynamic and growing Medical Assisting profession!



<https://elsevier.wjx.cn/jq/45789358.aspx>



如您需要购买或咨询书籍信息，请扫描二维码联系我们



The Electronic Health Record for the Physician's Office

For Simchart for the Medical Office

Julie Pepper, BS, CMA (AAMA), Medical Assistant Instructor, Chippewa Valley Technical College, Eau Claire, Wisconsin

ISBN: 978-0-323-64265-1

EDITION: 3

PREVIOUS ISBN: 9780323511469

PUB DATE: September 2019

FORMAT: Paperback

Develop your EHR skills and set yourself on the path to a successful medical assisting career

KEY FEATURES


- **UNIQUE! Integration with *SimChart for the Medical Office***, Elsevier's educational EHR (sold separately).
- **Content and tools** prepare you for Certified Electronic Health Records Specialist (CEHRS) certification.
- **Chapter review activities** promote didactic knowledge review and assessment.
- **Critical thinking exercises** threaded within chapters provide thought-provoking questions to enhance learning and stimulate discussion.
- **EHR exercises** with step-by-step instructions are integrated throughout each chapter and build in difficulty to allow for software application.
- **Trends and Applications boxes** help you stay up to date on the industry and the ways in which an EHR can contribute to enhanced health care.
- **Coverage of paper-based office procedures** to aid in transition to EHR.
- **Application appendices with additional forms** allow you to practice applying text content before tackling graded SCMO exercises.
- **Instructor online resources**, including a test bank, TEACH lesson plans and PowerPoint presentations, correlation guides for accreditation and certification, and grading rubrics.
- **Student online resources** with a custom test generator allow for CEHRS exam practice or simulation.

DESCRIPTION


Gain real-world practice with an EHR and realistic, hands-on experience performing EHR tasks! With everything needed to learn the foundations of the EHR process, **The Electronic Health Record for the Physician's Office, 3rd Edition**, helps you master all the administrative, clinical, and billing/coding skills needed to gain certification — and succeed as a medical office professional. Fully integrated with *SimChart for the Medical Office*, Elsevier's educational EHR, it walks you through the basics, including implementation, troubleshooting, HIPAA compliance, and claims submissions. This edition contains new and expanded content on patient portals, telehealth, insurance and reimbursement, and data management and analytics, as well as more EHR activities for even more practice.



<https://elsevier.wjx.cn/jq/45789358.aspx>



如您需要购买或咨询书籍信息，请扫描二维码联系我们



Assistive Technologies

Principles and Practice

Albert M. Cook, PhD, PE (ret.), Professor Emeritus Department of Communication Sciences and Disorders University of Alberta Edmonton, AB Canada ; **Janice Miller Polgar**, BScOT, PhD, FCAOT, Professor Emerita, School of Occupational Therapy, Western University, London, Ontario, Canada and **Pedro Encarnação**, PhD, Assistant Professor (Affiliate) Católica Lisbon School of Business & Economics Universidade Católica Portuguesa Lisboa Portugal

ISBN: 978-0-323-52338-7

EDITION: 5

PREVIOUS ISBN: 9780323096317

PUB DATE: December 2019

FORMAT: Hardback

The one text you need to confidently make decisions in assistive technology

KEY FEATURES


- **Human Activity Assistive Technology (HAAT) framework** locates assistive technology within common, everyday contexts for more relevant application.
- **Focus on clinical application** guides application of concepts to real-world situations.
- **Study questions and chapter summaries** in each chapter help assessment of understanding and identification of areas where more study is needed.
- **Coverage of changing AT needs** throughout the lifespan emphasizes how AT fits into people's lives and contributes to their full participation in society.
- **Principles and practice of assistive technology** provide the foundation for effective reasoning.
- **Ethical issues content** provides vital information to guide AT service delivery.
- **Explicit applications of the HAAT model** in each of the chapters on specific technologies and more emphasis on the interactions among the elements make content even easier to understand.

DESCRIPTION


Master the assistive strategies you need to make confident clinical decisions and help improve the quality of life for people with disabilities. Based on the Human Activity Assistive Technology (HAAT) model developed by Al Cook, Sue Hussey and Jan Polgar, *Assistive Technologies: Principles & Practice, 5th Edition*, provides detailed coverage of the broad range of devices, services, and practices that comprise assistive technology. This new text offers a systematic process for ensuring the effective application of assistive technologies — and focuses on the relationship between the human user and the assisted activity within specific contexts. It features over 30 new photos and illustrations, as well as, updated chapters and case studies that reflect current technology.



<https://elsevier.wjx.cn/jq/45789358.aspx>



如您需要购买或咨询书籍信息，请扫描二维码联系我们



Case-Smith's Occupational Therapy for Children and Adolescents

Jane Clifford O'Brien, PhD, OTR/L, Associate Professor, Occupational Therapy Department, Westbrook College of Health Professions, University of New England, Portland, ME and **Heather Kuhaneck**, PhD, OTR/L, FAOTA., Heather Miller Kuhaneck, PhD, OTR/L, FAOTA, Associate Professor, Sacred Heart University, Graduate Occupational Therapy Program, Fairfield, CT

ISBN: 978-0-323-67699-1

EDITION: 8

PREVIOUS ISBN: 9780323169257

PUB DATE: November 2019

FORMAT: Hardback


Master pediatric occupational therapy with the cornerstone of OT texts

DESCRIPTION


The number one book in pediatric OT is back! Focusing on children from infancy to adolescence, **Case-Smith's Occupational Therapy for Children and Adolescents, 8th Edition** provides comprehensive, full-color coverage of pediatric conditions and treatment techniques in all settings. Its emphasis on application of evidence-based practice includes: eight new chapters, a focus on clinical reasoning, updated references, research notes, and explanations of the evidentiary basis for specific interventions. Coverage of new research and theories, new techniques, and current trends, with additional case studies, keeps you in-step with the latest advances in the field. Developmental milestone tables serve as a quick reference throughout the book!



<https://elsevier.wjx.cn/jq/45789358.aspx>



如您需要购买或咨询书籍信息，请扫描二维码联系我们



Cooper's Fundamentals of Hand Therapy

Clinical Reasoning and Treatment Guidelines for Common Diagnoses of the Upper Extremity

Christine M. Wietlisbach, OTD

ISBN: 978-0-323-52479-7

EDITION: 3

PREVIOUS ISBN: 9780323091046

PUB DATE: November 2019

FORMAT: Hardback

Learn the creatively humanistic side of hand therapy treatment

KEY FEATURES


- **UPDATED!** Chapter covering *Orthoses Essential Concepts* reflects the latest information in the field.
- **Case studies with questions and resolutions** help you develop strong clinical reasoning skills while presenting the human side of each client encounter.
- **Special features sections** such as *Questions to Discuss with the Physician*, *What to Say to Clients*, *Tips from the Field*, and more help you find your own clinical voice.
- **Anatomy sections throughout text** highlight important anatomical bases of dysfunctions, injuries, or disorders.
- **Clinical Pearls** highlight relevant information from an experienced author and contributors that you can apply to clinical practice in the future.
- **Evaluation Techniques and Tips** help you master appropriate and thorough clinical evaluation of clients.
- **Diagnosis-specific information** in the final section of the book is well-organized to give you quick access to the information you need.

DESCRIPTION

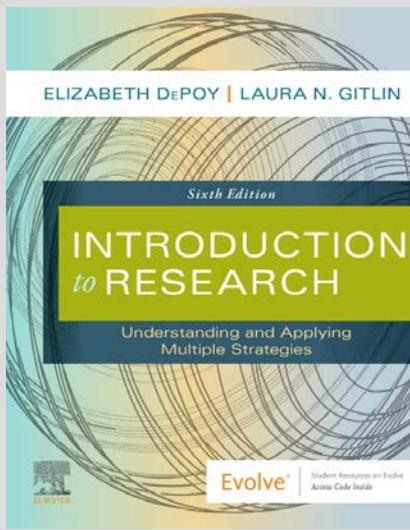
Written for hand therapy specialists and non-specialists, **Cooper's Fundamentals of Hand Therapy, 3rd Edition** emphasizes treatment fundamentals, and provides tips and guidelines for hand therapy practice. This easy-to-use illustrated text and reference guide helps further develop your clinical reasoning skills by describing what goes into the evaluation process, highlighting the humanistic side of each encounter through case studies, and providing the wisdom the contributing authors have acquired through years of practice. This new edition also features additional chapters on the use of common physical agents and orthoses, plus added content on how to integrate evidence-based findings into daily hand practice.



<https://elsevier.wjx.cn/jq/45789358.aspx>



如您需要购买或咨询书籍信息，请扫描二维码联系我们



Introduction to Research

Understanding and Applying Multiple Strategies

Elizabeth DePoy, PhD, OTR, MSW, University of Maine, Orono, ME and **Laura N. Gitlin**, PhD., FGSA, FAAN, Distinguished University Professor Dean, College of Nursing and Health Professions Drexel University Adjunct Professor, Johns Hopkins school of Nursing

ISBN: 978-0-323-61247-0

EDITION: 6

PREVIOUS ISBN: 9780323261715

PUB DATE: November 2019

FORMAT: Paperback

Understanding how to make your work better, makes your work shine

KEY FEATURES


- **Comprehensive coverage of research designs** helps you to further understand how to apply these methods to healthcare and human service settings.
- **Detailed coverage of qualitative and quantitative methodologies** offer a unique and balanced focus that makes this text more comprehensive than others in its field.
- **Case examples** provide real-life snapshots of what it is like to participate in different types of research processes, identify research dilemmas relevant to chapter subjects, and alert you to problems you might encounter.

DESCRIPTION

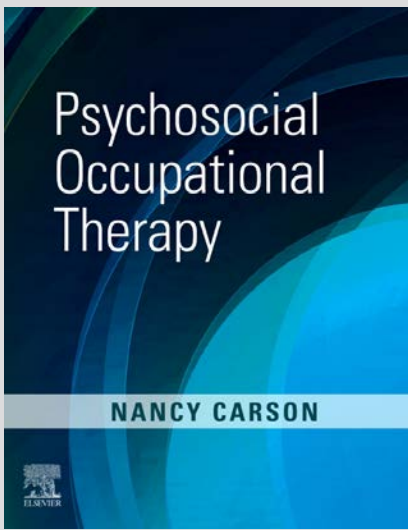
Learn the latest healthcare and human service research methods! **Introduction to Research: Understanding and Applying Multiple Strategies, 6th Edition** helps bridge the gap between research and practice by giving you a solid foundation for critiquing your own work. This easy-to-read guide covers all the major research design strategies: qualitative, quantitative, naturalistic, experimental-type, and mixed method. Plus, the 6th edition has been updated to include contemporary references, an expanded discussion of big data, updated research methods, and more!



<https://elsevier.wjx.cn/jq/45789358.aspx>



如您需要购买或咨询书籍信息，请扫描二维码联系我们



Psychosocial Occupational Therapy

Nancy Carson, PhD, OTR/L, FAOTA, Associate Professor, Division of Occupational Therapy, Medical University of South Carolina, Charleston, South Carolina

ISBN: 978-0-323-08982-1

EDITION: 1

PUB DATE: November 2019

FORMAT: Paperback

Develop the psychosocial skills you need to treat clients with any diagnosis in any setting

KEY FEATURES


- **UNIQUE! At least two cases studies in each clinical chapter** show how to apply the Occupational Therapy Practice Framework (OTPF) in determining treatment options, and one or more conceptual models address the psychosocial needs of clients.
- **Using the Occupational Therapy Practice Framework chapter** describes how to apply the latest version of the OTPF to the practice of occupational therapy.
- **Balanced approach to psychosocial occupational therapy** includes thorough coverage of primary diagnoses, as well as occupational and psychosocial theories, models, and approaches.
- **Emphasis on clinical reasoning skills** provides insights on how to select treatment strategies based on the conceptual theories and models presented in the earlier chapters; the information on diagnoses also references the DSM-5.
- **A focus on psychosocial skills** makes it easier to adjust your way of approaching a client, the nature of the therapeutic relationship, and the direction and eventual outcomes of intervention — regardless of the setting or the primary diagnosis.
- **Coverage of therapeutic interaction skills and group process skills** shows how to provide treatment in both individual and group settings.

DESCRIPTION


Develop the psychosocial skills you need to treat clients with any diagnosis in any setting! **Psychosocial Occupational Therapy** uses evidence-based models to help you provide effective Occupational Therapy for people diagnosed with mental health conditions. With a clear and logical organization, the book begins with theories and concepts and follows with in-depth coverage of OT interventions in both individual and group contexts. Case studies and models show how to apply the newest Occupational Therapy Practice Framework (OTPF) in selecting treatment strategies. Written by OT educator Nancy Carson, **Psychosocial Occupational Therapy** helps you understand and treat clients with mental health issues.



<https://elsevier.wjx.cn/jq/45789358.aspx>



如您需要购买或咨询书籍信息，请扫描二维码联系我们



Acute Care Handbook for Physical Therapists

Jaime C. Paz, PT, DPT, MS, Clinical Associate Professor, Division of Physical Therapy, Walsh University, North Canton, OH; Associate Clinical Professor, Department of Physical Therapy, Bouve College of Health Sciences, Northeastern University, Boston, MA and **Michele P. West**, MS, PT, Lahey Clinic, Burlington, MA

ISBN: 978-0-323-63919-4

EDITION: 5

PREVIOUS ISBN: 9781455728961

PUB DATE: October 2019

FORMAT: Paperback

The essential guide to practicing physical therapy in acute care settings

KEY FEATURES


- **Evidenced-based information** is woven throughout the guide to ensure you are equipped with the proven knowledge needed to manage the acuity of patients in the hospital environment.
- **Up-to-date content on medications, laboratory tests, diagnostics, and intervention methods that is relevant to patients in the acute care environment** helps you gain insight on how these aspects are affected by the acute care setting.
- **Easy-to-read algorithms, tables, boxes, and clinical tips** highlight key information and makes finding and understanding information easier.

DESCRIPTION


Get all the essential information you need to effectively treat and manage patients in a complex acute care setting with **Acute Care Handbook for Physical Therapists, 5th Edition**. This easy-to-follow guide is the perfect resource to help any rehabilitation professional better understand and interpret hospital protocol, safety, medical-surgical "lingo," and the many aspects of patient care in the hospital setting — from the emergency department to the intensive care unit to the general ward. And with extensively updated content reflecting the latest evidence-based information, this new fifth edition contains everything you need to succeed in today's fast-paced acute care environment.



<https://elsevier.wjx.cn/jq/45789358.aspx>



如您需要购买或咨询书籍信息，请扫描二维码联系我们



Guccione's Geriatric Physical Therapy

Dale Avers, PT, DPT, PhD, FAPTA, Professor, Department of Physical Therapy Education, College of Health Professions, SUNY Upstate Medical University, Syracuse, New York and **Rita Wong**, PT, EdD, FAPTA, Professor, Associate Provost, Research and Graduate Education, Marymount University, Arlington, Virginia

ISBN: 978-0-323-60912-8

EDITION: 4

PREVIOUS ISBN: 9780323029483

PUB DATE: December 2019

FORMAT: Hardback

Stay one step ahead of today's geriatric physical therapy best practices

KEY FEATURES


- **Comprehensive coverage of geriatric physical therapy** prepares students and clinicians you to provide thoughtful, evidence-based care for aging patients.
- **Combination of foundational knowledge and clinically relevant information** gives you a meaningful background in how to effectively manage geriatric disorders
- **Updated information** reflects the most recent and relevant information on the **Geriatric Clinical Specialty Exam**.
- **Standard APTA terminology** introduces you to the terms you will hear in practice.
- **Expert authorship** ensures all information is authoritative, current, and clinically accurate.

DESCRIPTION

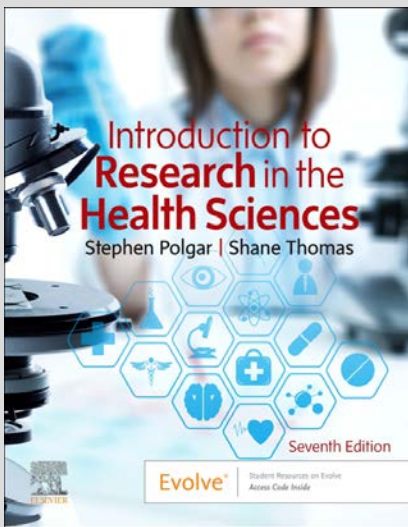
Offering a comprehensive look at physical therapy science and practice, **Guccione's Geriatric Physical Therapy, 4th Edition** is a perfect resource for both students and practitioners alike. Year after year, this text is recommended as the primary preparatory resource for the Geriatric Physical Therapy Specialization exam. And this new fourth edition only gets better. Content has been thoroughly revised to keep you up to date on the latest geriatric physical therapy protocols and conditions. Five new chapters have also been added to this edition to help you learn how to better manage common orthopedic, cardiopulmonary, and neurologic conditions; become familiar with functional outcomes and assessments; and better understand the psychosocial aspects of aging. In all, you can rely on *Guccione's Geriatric Physical Therapy* to help you effectively care for today's aging patient population.



<https://elsevier.wjx.cn/jq/45789358.aspx>



如您需要购买或咨询书籍信息，请扫描二维码联系我们



Introduction to Research in the Health Sciences

Stephen Polgar, BSc(Hons), MSc, School of Public Health, Faculty of Health Sciences, La Trobe University, Melbourne, Australia and **Shane A. Thomas**, DipPubPol, PhD, MAPS, Professor and Director of Primary Care Research, Faculty of Medicine, Nursing and Health Sciences Monash University, Melbourne, Australia Honorary Professor Research School in Population Health, Australian National University Professor and Director, International Institute for Primary Health Care Research, Health and Family Planning Capacity Building and Continuing Education Center of Shenzhen, China

ISBN: 978-0-7020-7493-6

EDITION: 7

PREVIOUS ISBN: 9780702041945

PUB DATE: November 2019


FORMAT: Paperback

DESCRIPTION


Now in its 7th edition this textbook is a must have for any health professional student. It provides a comprehensive overview of health research, in a concise and easy to read format using examples directly related to the health sciences. It helps students understand health research models, and how research goes on to inform and improve evidence-based clinical practice. For practitioners it provides guidance on published research in journals, providing an essential tool to keep their practice evidence based.



<https://elsevier.wjx.cn/jq/45789358.aspx>



如您需要购买或咨询书籍信息，请扫描二维码联系我们



Kinetic Control Revised Edition

The Management of Uncontrolled Movement

Mark Comerford, B.Phty, MCSP, MAPA, Director, Movement Performance Solutions and
Sarah Mottram, MSC, MMACP, Director, Movement Performance Solutions

ISBN: 978-0-7295-4326-2

EDITION: 1

PUB DATE: November 2019

FORMAT: Paperback

A valuable resource for any clinician wishing to expand and enhance their treatment options for musculoskeletal disorders

DESCRIPTION

The ability to assess for uncontrolled movement (UCM) and to retrain the control of movement is an essential skill for all clinicians involved in the management of musculoskeletal pain, rehabilitation, injury prevention, and those working in health promotion, sport and occupational environments.


Written by renowned clinicians, Mark Comerford and Sarah Mottram, and underpinned by current evidence, *Kinetic Control* will assist the clinician to:

- develop clinical skills in the assessment and retraining of the control movement
- use cognitive movement control tests to identify UCM
- identify UCM to guide an individualised clinical management approach
- access a large range of movement retraining strategies
- develop an assessment framework, based on four key factors, to evaluate the 'site, direction and threshold' of UCM and pain-sensitive tissues, and to consider the influence of pain mechanisms and contextual factors
- use a clinical reasoning framework to prioritise clinical decision-making.


Based on 30 years' experience, *Kinetic Control* is a valuable resource for any clinician wishing to expand and enhance their treatment options for musculoskeletal disorders.



<https://elsevier.wjx.cn/jq/45789358.aspx>



如您需要购买或咨询书籍信息，请扫描二维码联系我们



Orthotics and Prosthetics in Rehabilitation

Kevin C Chui, PT, DPT, PhD, GCS, OCS, CEEAA, FAAOMPT, Director and Professor, School of Physical Therapy and Athletic Training, College of Health Professions, Pacific University, Hillsboro, Oregon; **Milagros Jorge**, PT, Ed.D., Professor Emerita, School of Physical Therapy, Langston University, Langston, Oklahoma; **Sheng-Che Yen**, PT, PhD, Associate Clinical Professor, Department of Physical Therapy, Movement and Rehabilitation Sciences Bouvé College of Health Professions, Northeastern University, Boston, Massachusetts and **Michelle M. Lusardi**, PhD, PT, Professor Emerita, Department of Physical Therapy and Human Movement Science, College of Health Professions, Sacred Heart University, Fairfield, Connecticut

ISBN: 978-0-323-67691-5

EDITION: 4

PREVIOUS ISBN: 9781437719369

PUB DATE: November 2019

FORMAT: Hardback

Gain a strong foundation in the field of orthotics and prosthetics!

KEY FEATURES


- Comprehensive coverage addresses rehabilitation in a variety of environments, including **acute care, long-term care and home health care, and outpatient settings.**
- **Book organized into three parts** corresponding with typical patient problems and clinical decision-making.
- **The latest evidence-based research throughout text** help you learn clinical-decision making skills.
- **Case studies** present real-life scenarios that demonstrate how key concepts apply to clinical decision-making and evidence-based practice.
- **World Health Organization disablement model (ICF) incorporated** to help you learn how to match patient's limitations with the best clinical treatment.
- **Multidisciplinary approach in a variety of settings** demonstrates how physical therapists can work with the rest of the healthcare team to provide high quality care in orthotic/prosthetic rehabilitation.
- **The latest equipment and technology throughout text** addresses the latest options in prosthetics and orthotics rehabilitation
- Authoritative information from the **Guide to Physical Therapist Practice, 2nd Edition** is incorporated throughout.
- **A wealth of tables and boxes** highlight vital information for quick reference and ease of use.

DESCRIPTION


Gain a strong foundation in the field of orthotics and prosthetics! **Orthotics and Prosthetics in Rehabilitation, 4th Edition** is a clear, comprehensive, one-stop resource for clinically relevant rehabilitation information and application. Divided into three sections, this text gives you a foundation in orthotics and prosthetics, clinical applications when working with typical and special populations, and an overview of amputation and prosthetic limbs. This edition has been updated with coverage of the latest technology and materials in the field, new evidence on effectiveness and efficacy of interventions and cognitive workload associated usage along with enhanced color photographs and case studies - it's a great resource for students and rehabilitation professionals alike.



<https://elsevier.wjx.cn/jq/45789358.aspx>



如您需要购买或咨询书籍信息，请扫描二维码联系我们



Primary Care for the Physical Therapist

Examination and Triage

William G. Boissonnault, PT, DPT DHS, FAAOMPT, FAPTA, Executive Vice-President American Physical Therapy Association Alexandria, VA Professor Emeritus University of Wisconsin–Madison Program in Physical Therapy Madison, Wisconsin and **William R. VanWye**, PT, DPT, CCS, Assistant Professor Gannon University Doctor of Physical Therapy Program Ruskin, FL

ISBN: 978-0-323-63897-5

EDITION: 3

PREVIOUS ISBN: 9781416061052

PUB DATE: February 2020

FORMAT: Hardback

Learn to meet the challenges of the changing physical therapy profession

KEY FEATURES


- **Tailored content** reflects the specific needs of physical therapists in primary care.
- **Emphasis on communication skills** underscores this essential aspect of quality patient care.
- **Overview of the physical examination** is provided in the text to ground therapists in the basis for differential diagnosis and recognizing conditions.

DESCRIPTION

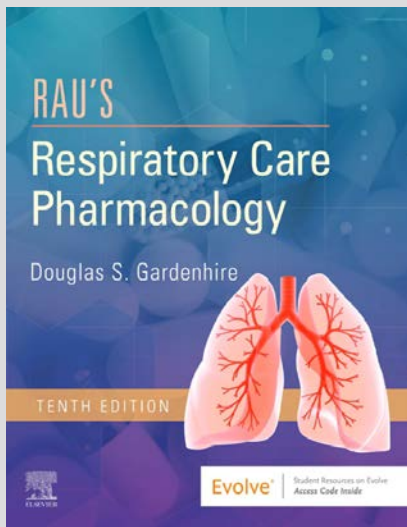
Specifically designed to address the expanding role of physical therapists in primary care, **Primary Care for the Physical Therapist: Examination and Triage, 3rd Edition** covers all the information and skills you need to be successful in the field. Updated content throughout the text helps you stay up to date on the best practices involving patient examination, medical screening, patient management, and communication. This new third edition also features a new chapter on electrodiagnostic testing, a new chapter on patients with a history of trauma, and updated information on how to screen and examine the healthy population. It's a must-have resource for any physical therapist wanting to obtain the technical expertise and clinical decision-making abilities to meet the challenges of a changing profession.



<https://elsevier.wjx.cn/jq/45789358.aspx>



如您需要购买或咨询书籍信息，请扫描二维码联系我们



Rau's Respiratory Care Pharmacology

Douglas S. Gardenhire, EdD, RRT-NPS, FAARC, Georgia State University, Atlanta, GA

ISBN: 978-0-323-55364-3

EDITION: 10

PREVIOUS ISBN: 9780323299688

PUB DATE: September 2019

FORMAT: Paperback

Learn to master respiratory care pharmacology with the preeminent text in the field

KEY FEATURES


- **Learning objectives** parallel the levels tested by the NBRC exams to help you to identify important information that goes beyond memorization and recall.
- **Key terms with definitions** provide easy access to the pharmacologic vocabulary you should embrace.
- **Key points boxes in each chapter** highlight important concepts in the lesson.
- **Full-color design** makes the text more reader-friendly and helps you to identify relevant details within an illustration.
- **Self-assessment questions** give you the opportunity to test yourself on content learned with thought-provoking questions that require short answers.
- **Clinical scenarios with follow-up SOAP assessment** help you to assess your comprehension of the material.
- **Glossary** of all key terms in the text aids you in understanding the terminology associated with respiratory care pharmacology.
- **Appendices** on common units, systems of measurement, and acceptable mixtures provides references to need-to-know information such as abbreviations, conversion charts for temperatures, liquid metric and solids, and a simple drug compatibility chart for drug mixtures.
- **Alphabetical drug index** offers a direct index to look up information based on drug name.

DESCRIPTION


You can breathe a little easier knowing there's a proven way to master respiratory pharmacology! For over 30 years, **Rau's Respiratory Care Pharmacology** has been considered the preeminent text on the subject. With easy to grasp terminology, relatable explanations, and reader-friendly writing, the 10th edition simplifies the process of learning pharmacology material like never before. As in previous editions, Rau's is organized into three logical sections, covering the basics of respiratory care, frequently used drugs, and critical care medications. New to this edition is a *Clinical Connections* feature that helps you to connect lessons from the book with the clinical setting. Rau's truly is the best source for preparing you for success on your exams and in professional practice!



<https://elsevier.wjx.cn/jq/45789358.aspx>



如您需要购买或咨询书籍信息，请扫描二维码联系我们



Pilbeam's Mechanical Ventilation

Physiological and Clinical Applications

J M Cairo, PhD, RRT, Dean of the School of Allied Health Professions Professor of Cardiopulmonary Science, Physiology, and Anesthesiology Louisiana State University Health Sciences Center, New Orleans, LA

ISBN: 978-0-323-67693-9

EDITION: 7

PREVIOUS ISBN: 9780323320092

PUB DATE: September 2019

FORMAT: Paperback

Ensure you understand how to safely and compassionately care for patients needing ventilator support

KEY FEATURES


- **Brief patient case studies** list important assessment data and pose a critical thinking question to you.
- **Critical Care Concepts** are presented in short questions to help you apply knowledge to difficult concepts.
- **UNIQUE! Chapter on ventilator-associated pneumonia** provides in-depth, comprehensive coverage of this challenging issue.
- **Clinical scenarios** cover patient presentation, assessment data, and treatment options to acquaint you with different clinical situations.
- **Key Point boxes** highlight need-to-know information.
- **Logical chapter sequence** builds on previously learned concepts and information.
- **Bulleted end-of-chapter summaries** help you to review and assess your comprehension.
- **Chapter outlines** show the big picture of each chapter's content.
- **Glossary of mechanical ventilation terminology** includes definitions to highlighted key terms in each chapter.
- **NBRC exam-style assessment questions** at the end of each chapter offer practice for the certification exam.

DESCRIPTION

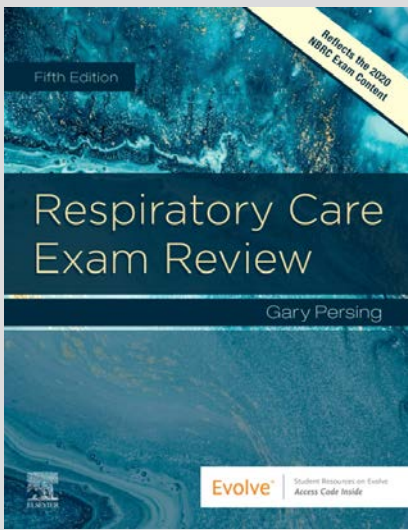
Ensure you understand one of the most sophisticated areas of respiratory care with **Pilbeam's Mechanical Ventilation: Physiological and Clinical Applications, 7th Edition!** Known for its simple explanations and in-depth coverage of patient-ventilator management, this evidence-based text walks you through the most fundamental and advanced concepts surrounding mechanical ventilation and helps you understand how to properly apply these principles to patient care. This new edition is an excellent reference for all critical care practitioners and features coverage of the physiological effects of mechanical ventilation on different cross sections of the population. Additionally, student-friendly features promote critical thinking and clinical application — such as key points, AARC clinical practice guidelines, critical care concepts, updated learning objectives which address ACCS exam topics and are currently mandated by the NBRC for the RRT-ACCS credential.



<https://elsevier.wjx.cn/jq/45789358.aspx>



如您需要购买或咨询书籍信息，请扫描二维码联系我们



Respiratory Care Exam Review

Gary Persing, BS, RRT, Program Director, Respiratory Therapy Program, Tulsa Community College, Tulsa, OK

ISBN: 978-0-323-55368-1

EDITION: 5

PREVIOUS ISBN: 9781455759033

PUB DATE: December 2019

FORMAT: Paperback

The must-have review resource for 2020 NBRC exam success

KEY FEATURES


- **2020 NBRC Detailed Content Outline** and examination matrix are reflected in the updated text so you know exactly what to expect on the exams.
- **Comprehensive, yet concise approach** utilizes a simple, straightforward outline format that is easy to follow.
- **Pre-tests of several multiple-choice questions** are formatted like those found on the NBRC TMC and begin each chapter.
- **Open-ended post-chapter study questions** help reinforce information.
- **Practice exam** mirroring the new TMC is included at the back of the book with the answer key and rationales on Evolve.
- **Clinical Simulations** on Evolve reflect the new quantity of simulations (20) and the newly revised length of these sims on the actual 2020 Clinical Simulation Exam (CSE).
- **Practice Exams on Evolve** are available in both study (untimed) and exam (timed) modes to provide an additional opportunity to practice and experience the actual NBRC testing environment in a computerized format.

DESCRIPTION

Effectively earn a high score on the new 2020 NBRC credentialing examination with **Respiratory Care Exam Review, 5th Edition**. This new edition contains everything you need to review and prepare for the Therapist Multiple-Choice Examination and the advanced Clinical Simulations Exam that closely aligns with the NBRC's new testing format. It includes over 800 questions (both multiple choice and open ended) within the text and online. Also on the accompanying Evolve website is both the Therapist Multiple-Choice Exam and twenty clinical simulations to provide additional practice and familiarize you with the computerized exam format.



<https://elsevier.wjx.cn/jq/45789358.aspx>



如您需要购买或咨询书籍信息，请扫描二维码联系我们



Pharmacology for the Surgical Technologist

Tiffany Howe, CST, CSFA, FAST, MBA and Angela Burton, CST, FAST

ISBN: 978-0-323-66121-8

EDITION: 5

PREVIOUS ISBN: 9780323340830

PUB DATE: February 2020

FORMAT: Paperback

From drug calculations to safe handling of medications... the surg tech's complete guide to pharmacology

KEY FEATURES


- **Coverage of pharmacology** meets the needs of the Surgical Technologist and includes all areas designated in the *AST Core Curriculum for Surgical Technology, 6th Edition*.
- **Advanced Practice sections in each chapter** provide content relating to the role of the first surgical assistant, helping students who want to advance to that role, and keeps this text useful as a professional reference.
- **Concise three-part organization** makes it easier for students to understand 1) the foundations of pharmacology, mathematics, and drug administration, 2) applications of pharmacology to the surgical environment, and 3) preoperative medications, types of anesthesia, and emergency situations.
- **Caution boxes** highlight drug alerts and surgical safety issues.
- **Chapter study questions** help students measure their knowledge and apply it to practice, and serve as an excellent review tool for classroom and certification exams.
- **Insight boxes** provide in-depth, cutting-edge information on specific products, procedures, and processes in the operating room.
- **Learning features** include *Tech Tips* from experts, *Quick Question* boxes with quizzes on foundational knowledge, *Make It Simple* boxes reviewing medical terminology, and *Notes* simplifying difficult concepts.
- **Comprehensive glossary** defines key terms highlighted in the text.
- **Evolve companion website** includes up-to-date drug monographs and additional exercises allowing students to practice math calculations.

DESCRIPTION


Learn pharmacology with the trusted text written specifically for surgical technologists! **Pharmacology for the Surgical Technologist, 5th Edition** ensures that as an integral member of the operating room team, you have an in-depth understanding of surgical medications. It covers everything a surg tech needs to know, including basic pharmacology, dosage calculations, safe handling of medications, terminology, and drug effects and side effects. If you are interested in becoming a surgical first assistant, many chapters also include coverage of advanced practice. Written by Tiffany Howe, CST, CSFA, FAST, MBA, an educator, and Angie Burton, CST, FAST, a practicing surg tech, this book covers all areas of pharmacology designated in the *AST Core Curriculum for Surgical Technology*.



<https://elsevier.wjx.cn/jq/45789358.aspx>



如您需要购买或咨询书籍信息，请扫描二维码联系我们



Goldman-Cecil Medicine, 2-Volume Set

Lee Goldman, MD, Harold and Margaret Hatch Professor, Executive Vice President and Dean of the Faculties of Health Sciences and Medicine, Chief Executive, Columbia University Medical Center, Columbia University, New York, New York and **Andrew I. Schafer**, MD, Professor of Medicine, Director, Richard T. Silver Center for Myeloproliferative Neoplasms, Weill Cornell Medical College, New York, New York

ISBN: 978-0-323-53266-2

EDITION: 26

PREVIOUS ISBN: 9781455750177

PUB DATE: September 2019

The *must-have* resource for treating adult patients


DESCRIPTION

To be the best doctor you can be, you need the best information. For more than 90 years, what is now called **Goldman-Cecil Medicine** has been *the* authoritative source for internal medicine and the care of adult patients. Every chapter is written by acclaimed experts who, with the oversight of our editors, provide definitive, unbiased advice on the diagnosis and treatment of thousands of common and uncommon conditions, always guided by an understanding of the epidemiology and pathobiology, as well as the latest medical literature.


But *Goldman-Cecil Medicine* is not just a textbook. Throughout the lifetime of each edition, periodic updates continually include the newest information from a wide range of journals. Furthermore, Goldman-Cecil Medicine is available for all users of ClinicalKey, Elsevier's full library of subspecialty textbooks that can be accessed by readers who may want even more in-depth information.



<https://elsevier.wjx.cn/jq/45789358.aspx>



如您需要购买或咨询书籍信息，请扫描二维码联系我们



Medical Ethics and Law

A curriculum for the 21st Century

Dominic Wilkinson, MBBS BMedSci MBioeth DPhil FRACP FRCPC, Professor of Medical Ethics, Director of Medical Ethics, Oxford Uehiro Centre for Practical Ethics; Consultant Neonatologist, John Radcliffe Hospital; Senior Research Fellow, Jesus College, Oxford.;
Jonathan Herring, Professor of Law and Vice Dean, Faculty of Law, Oxford University, UK and
Julian Savulescu, BMedSci, MBBS, MA, PhD, Uehiro Chair in Practical Ethics and Director, Oxford Uehiro Centre for Practical Ethics, University of Oxford, Oxford, UK; Visiting Professorial Fellow in Biomedical Ethics, Murdoch Children's Research Institute; Distinguished Visiting International Professorship in Law, University of Melbourne, Australia

ISBN: 978-0-7020-7596-4

EDITION: 3

PREVIOUS ISBN: 9780443103377

PUB DATE: September 2019

FORMAT: Paperback

KEY FEATURES

- The first part of the book covers the foundations of ethics and law in the context of medicine.
- The second part covers specific core topics that are essential for health professionals to understand.
- The third section of the book includes new chapters on cutting edge topics that will be crucial for the doctors and health professionals of tomorrow.


DESCRIPTION

This short textbook of ethics and law is aimed at doctors in training and in practice. Medical ethics and law are now firmly embedded in the curricula of medical schools. The ability to make clinical decisions on the basis of critical reasoning is a skill that is rightly presumed as necessary in today's doctors. Medical decisions involve not only scientific understanding but also ethical values and legal analysis. The belief that it is ethically right to act in one way rather than another should be based on good reasons: it is not enough to follow what doctors have always done, nor what experienced doctors now do.

The third edition has been revised and updated to reflect changes in the core curriculum for students, developments in the law as well as advances in medicine and technology. It includes a new 'extensions' section, providing an outline of important developing areas in medical ethics.

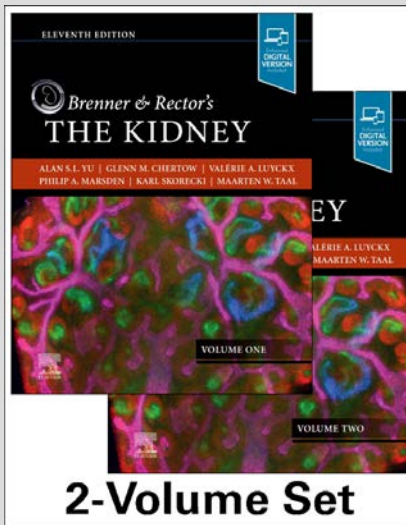


<https://elsevier.wjx.cn/jq/45789358.aspx>



如您需要购买或咨询书籍信息，请扫描二维码联系我们

Brenner and Rector's The Kidney, 2-Volume Set



Alan S. L. Yu, MD, Harry Statland and Solon Summerfield Professor of Medicine, Director, Division of Nephrology and Hypertension and the Kidney Institute, University of Kansas Medical Center, Kansas City, Kansas ; **Glenn M. Chertow, MD**, Norman S. Coplson/ Satellite Healthcare, Professor of Medicine, Chief, Division of Nephrology, Stanford University School of Medicine, Stanford, Palo Alto, California, USA; **Valerie Luyckx, MBBCh, MSc**, Affiliate Lecturer, Renal Division, Brigham and Women's Hospital, Harvard Medical School, Boston, MA, Institute of Biomedical Ethics and the History of Medicine University of Zurich, Zurich, Switzerland ; **Philip A. Marsden, MD**, Professor of Medicine, Elisabeth Hofmann Chair in Translational Research, Oreopoulos-Baxter Division Director of Nephrology; Vice Chair Research, Department of Medicine, University of Toronto, Toronto, Ontario, Canada ; **Karl Skorecki, MD, FRCP(C), FASN**, Annie Chutick Professor and Chair in Medicine (Nephrology), Technion-Israel Institute of Technology, Director of Medical and Research Development, Rambam Health Care Campus, Haifa, Israel and **Maarten W. Taal, MBChB, MMed, MD, FCP(SA), FRCP**, Professor of Medicine, Division of Medical Sciences and Graduate Entry Medicine, University of Nottingham.

ISBN: 978-0-323-53265-5

EDITION: 11

PREVIOUS ISBN: 9781455748365

PUB DATE: October 2019

FORMAT: Hardback


The latest knowledge and best practices from the most well-known kidney reference

DESCRIPTION


Put **the world's most well-known kidney reference** to work in your practice with the 11th Edition of *Brenner & Rector's The Kidney*. This two-volume masterwork provides expert, well-illustrated information on **everything from basic science and pathophysiology to clinical best practices**. Addressing **current issues** such as new therapies for cardiorenal syndrome, the increased importance of supportive or palliative care in advanced chronic kidney disease, increasing live kidney donation in transplants, and emerging discoveries in stem cell and kidney regeneration, this revised edition prepares you for any clinical challenge you may encounter.



<https://elsevier.wjx.cn/jq/45789358.aspx>



如您需要购买或咨询书籍信息，请扫描二维码联系我们



Disorders of Sleep and Wakefulness in Parkinson's Disease

A Case-Based Guide to Diagnosis and Management

Lana Chahine

ISBN: 978-0-323-67374-7

EDITION: 1

PUB DATE: September 2019

FORMAT: Paperback


Stay up to date with this critical aspect of Parkinson's disease- quickly and easily

DESCRIPTION

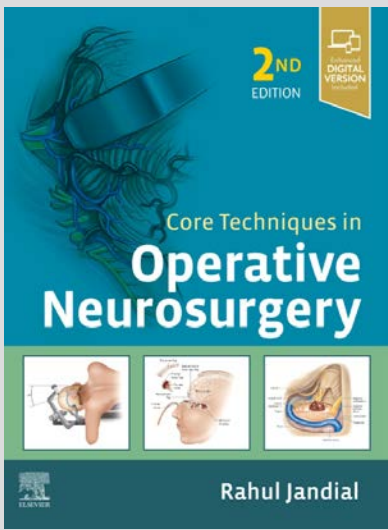
Patients with Parkinson's disease commonly struggle with sleep disorders that which negatively affect their quality of life. *Sleep Considerations in the Management of Parkinson's Disease* provides a comprehensive overview of common sleep issues and related topics in in this complex field. Each chapter begins with a case that describes a typical scenario related to a sleep problem in Parkinson's disease, followed by a discussion of both the sleep problem and the specifics of the case, providing practical, real-world information to help you provide better patient care.



<https://elsevier.wjx.cn/jq/45789358.aspx>



如您需要购买或咨询书籍信息，请扫描二维码联系我们



Core Techniques in Operative Neurosurgery

Rahul Jandial, MD, PhD, Assistant Professor, Division of Neurosurgery, City of Hope Cancer Center, Los Angeles, California, USA

ISBN: 978-0-323-52381-3

EDITION: 2

PREVIOUS ISBN: 9781437709070

PUB DATE: September 2019

FORMAT: Hardback


Master surgical techniques for the full range of cranial and spinal neurosurgical disorders

DESCRIPTION

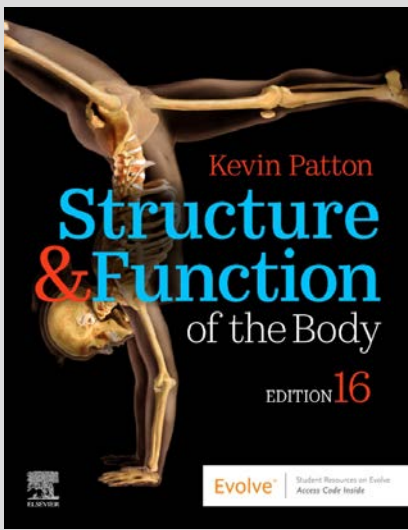
Get **step-by-step, expert guidance on fundamental procedures in neurosurgery** – both in print and on video. *Core Techniques in Operative Neurosurgery, 2nd Edition*, provides the tools needed to **hone existing surgical skills and learn new techniques**, helping you minimize risk and achieve optimal outcomes for every procedure. Led by Dr. Rahul Jandial, this concise reference offers **quick access to the expertise and experience of the world's leading authorities** in the field of neurosurgery.



<https://elsevier.wjx.cn/jq/45789358.aspx>



如您需要购买或咨询书籍信息，请扫描二维码联系我们



Structure & Function of the Body - Hardcover

Kevin T. Patton, PhD, Professor of Anatomy & Physiology Instruction, New York Chiropractic College, Seneca Falls, New York; Professor Emeritus of Life Sciences, St. Charles Community College, Cottleville, Missouri; Assistant Professor Emeritus of Physiology, Course Director Emeritus in Human Physiology, St. Louis University Medical School, St. Louis, Missouri, USA and **Gary A. Thibodeau**, PhD, Chancellor Emeritus and Professor Emeritus of Biology, University of Wisconsin, River Falls, River Falls, Wisconsin, USA

ISBN: 978-0-323-59780-7

EDITION: 16

PREVIOUS ISBN: 9780323357258

PUB DATE: November 2019

FORMAT: Hardback

The essential, engaging, and easy-to-understand foundational A&P text

KEY FEATURES


- **22-page *Clear View of the Human Body*** is a unique, full-color, semi-transparent insert depicting the human body (male and female) in layers.
- **Conversational and clear writing style** makes content easy to read and understand.
- **Full-color design** contains more than 400 drawings and photos.
- **Updated study tips sections** at the beginning of each chapter help break down difficult topics and guide you on how to best use book features to their advantage.
- **Questions for student review** are found throughout the chapters and cover critical thinking, open-ended, fill-in-the-blank, matching, multiple-choice, and other question formats.
- **Special boxes** such as *Health and Well-Being* boxes, *Clinical Application* boxes, *Research and Trends* boxes, and more help you apply what you have learned to your future career.
- **Language of Science and Medicine section** in each chapter includes key terms, word parts, and pronunciations to place a greater focus on medical terminology.
- **Resources** on the Evolve companion website include *Animation Direct*, audio summaries, audio glossary, a new online coloring book, review questions, and FAQs.

DESCRIPTION


Get a solid understanding of the human body! Using simple, conversational language and vivid animations and illustrations, **Structure & Function of the Body, 16th Edition** introduces the normal structure and function of the human body and what the body does to maintain homeostasis. To help make difficult A&P concepts easy to understand, this new edition features thoroughly revised content and review questions which reflect the most current information available and a unique 22-page, semi-transparent insert of the human body. Plus, *Connect It!* boxes throughout directly correlate to online content giving you additional clinical and scientific insights essential to patient care!



<https://elsevier.wjx.cn/jq/45789358.aspx>



如您需要购买或咨询书籍信息，请扫描二维码联系我们



Ulrich & Canale's Nursing Care Planning Guides

Prioritization, Delegation, and Clinical Reasoning

Nancy Haugen, RN, MN, PhD, Associate Professor and ABSN Program Chair, School of Nursing, Samuel Merritt University, Oakland, CA, USA and **Sandra J. Galura**, MSN, RN, CCRN, CPAN, Clinical Nurse Educator, Post Anesthesia Care Unit, Florida Hospital, Orlando, FL, USA

ISBN: 978-0-323-59542-1

EDITION: 8

PREVIOUS ISBN: 9781437701746

PUB DATE: September 2019

FORMAT: Paperback

The most in-depth nursing care planning resource available, now updated with the most recent diagnoses!

KEY FEATURES


- **The most in-depth care plans of any nursing care planning book** foster clinical reasoning and promote effective clinical decision-making.
- **31 nursing diagnosis care plans** provide detailed interventions with rationales and documentation guidelines for the most common NANDA-I® nursing diagnoses.
- **63 in-depth disease/disorder care plans** serve as a complete reference for the most common disorders in acute care, extended care, and home care settings.
- **UNIQUE! Care plan format** with a focus on prioritized nursing interventions, interventions that can be delegated, and documentation criteria, as well as differentiation between independent and collaborative nursing actions, provides a comprehensive and practical care planning tool.
- **Online Care Planner on Evolve** allows you to customize each of the 31 nursing diagnosis care plans.
- **In-depth patient teaching content**, with each disorder care plan, concluding with a "Deficient Knowledge" diagnosis with extensive discharge teaching information, serves as a guideline for planning client education.
- **A complete discussion of caring for older adult clients and changes that occur with aging** helps you understand the unique considerations of caring for this growing population group.
- **Nursing and collaborative diagnoses** are linked to actions and rationales.
- **Animations, additional care plans, and skills videos on Evolve** offer additional help in care planning.
- **Body system organization** makes content easy to locate.

DESCRIPTION


Confidently plan individualized care for clients in acute care, extended care, and home care environments with **Ulrich & Canale's Nursing Care Planning Guides: Prioritization, Delegation, and Clinical Reasoning, 8th Edition**. This in-depth nursing care planning guide features 31 detailed nursing diagnosis care plans and 63 disease/disorder care plans that are keyed to specific expected outcomes and interventions. With updated content and the most recent NANDA-I® nursing diagnoses, NIC® interventions, and NOC® outcomes, it reflects the latest nursing taxonomies and evidence-treatment protocols. You'll also receive access to a popular Online Care Planner that allows you to edit and print standardized nursing diagnosis care plans.



<https://elsevier.wjx.cn/jq/45789358.aspx>



如您需要购买或咨询书籍信息，请扫描二维码联系我们



Understanding the Australian Health Care System

Edited by : **Eileen Willis**, MEd, PhD, Professor, Social Health Sciences, School of Health Sciences, Flinders University, SA, Australia; **Louise Reynolds**, BSc (PHC) Grad Cert Ed (Higher Edu) PhD FPA, Lecturer, Social Health Sciences, Faculty of Medicine, Nursing & Health Sciences, Flinders University, SA, Australia and **Trudy Rudge**

ISBN: 978-0-7295-4328-6

EDITION: 4

PREVIOUS ISBN: 9780729542326

PUB DATE: October 2019

FORMAT: Paperback

An essential guide to the complexities of health care in Australia


DESCRIPTION

Understanding the Australian Health Care System 4e is the essential guide to the complexities of health care in Australia. Key theoretical concepts and current issues along with the structures and policies influencing health care professionals are explored by leading experts led by authors, Eileen Willis, Louise Reynolds and Trudy Rudge.


The text is divided into two sections. The first is about the multiple systems, services and schemes that make up health care in Australia. The second explores the roles of fifteen health professions working within the current system, with a focus on key themes of interprofessional practice, chronic illness, and quality and safety.



<https://elsevier.wjx.cn/jq/45789358.aspx>



如您需要购买或咨询书籍信息，请扫描二维码联系我们



Brown and Mulholland's Drug Calculations

Process and Problems for Clinical Practice

Ann Tritak and Margaret Daingerfield

ISBN: 978-0-323-67696-0

EDITION: 11

PREVIOUS ISBN: 9780323316590

PUB DATE: September 2019

FORMAT: Paperback

Ensure you can calculate medication dosages safely, accurately, and confidently

KEY FEATURES


- **UPDATED! *Safe Medication Administration*** chapter helps you prevent medication errors and understand drug labels, medication administration forms, and physician's order forms
- **UPDATED! Full-color drug labels and equipment illustrations** provide a realistic representation of medication administration
- **UPDATED! Detailed coverage of the ratio and proportion method** provides a logical, accurate, and consistent method of drug calculation.
- **Over 1,100 practice problems in ratio and proportion** offer the extensive practice needed to become proficient in drug calculations.
- **Step-by-step format for each problem** includes a unique *Proof* step in the answer key to ensure that you understand the solution.
- ***Patient Safety* chapter** helps you prevent medication errors and understand drug labels, medication administration forms.
- **General Worksheets** follow each chapter section for additional practice and application of drug calculations.
- **Multiple-choice Worksheets** within each chapter help you to prepare for the NCLEX® examination.
- **Critical thinking exercises** aid you in applying analytical skills and drug calculations to clinical practice.
- **Clinical Alerts** highlight potential and common drug calculation errors.

DESCRIPTION

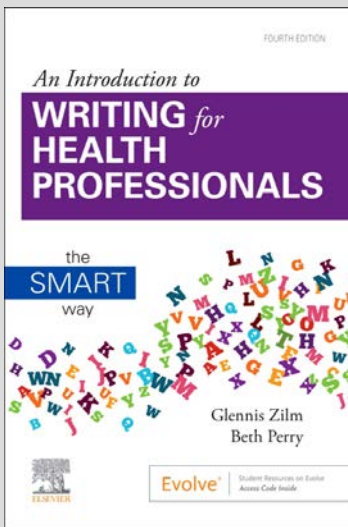
Trust this market leading ratio and proportion text! **Drug Calculations: Ratio and Proportion Problems for Clinical Practice, 11th Edition** is known for its realistic practice problems and unique "*proof*" step in the answer key that lets you double-check your answers to avoid medication errors. Two new authors, Ann Tritak, EdD, RN and Margaret Daingerfield, bring a fresh perspective and years of expertise to the 11th edition of this text. The book continues to promote critical and logical thinking, and patient safety with respect to accurate drug dosages through the inclusion of QSEN competencies recommendations. Additionally, worksheets, assessment tests, *Clinical Relevance* boxes, and *Clinical Alerts* call attention to situations in actual practice that have resulted in drug errors – providing you with extensive hands-on practice for the NCLEX® and beyond.



<https://elsevier.wjx.cn/jq/45789358.aspx>



如您需要购买或咨询书籍信息，请扫描二维码联系我们



An Introduction to Writing for Health Professionals: The SMART Way

The SMART Way

Glennis Zilm, RN (Ret), BSN, BJ, MA, LittD (H), Freelance writer, editor, and consultant
Honorary Professor, University of British Columbia, School of Nursing and Beth Perry, RN,
PhD, Professor Athabasca University

ISBN: 978-1-77172-192-9

EDITION: 4

PREVIOUS ISBN: 9780779699988

PUB DATE: November 2019

FORMAT: Paperback

The SMART way to become a better healthcare writer

KEY FEATURES


- **UNIQUE! SMART, PROCESS, and LAST acronyms** help facilitate learning by making the material easier to remember.
- **Clear and straightforward writing style** provides a reader-friendly approach to writing for learners of all levels.
- **Common Error sections and Exercises** featured throughout to reinforce content.
- **APA style examples throughout text** include those most commonly used in the health professions.

DESCRIPTION


Learn to become a better writer the SMART way. **An Introduction to Writing for Health Professionals: The SMART Way, 4th Edition** explores quick-and-easy methods to help you improve your writing skills. Thoroughly updated to reflect APA style guidelines, the fourth edition illustrates various forms of common written communication, such as email, instant messaging, blogs, letters, memos, reports, resumés, briefs, articles, presentations, research papers, and more. You are introduced to the essential elements of writing using the SMART approach - **S**ource, **M**essage, **A**udience, **R**oute, and **T**one, as well as steps to use when crafting academic papers (**P**ROCESS), and key takeaways for becoming a better writer (**L**AST). These acronyms provide quick-and-easy ways to help you get started and organize your writings. It also includes handy quick reference lists and free additional resources on the companion Evolve website.



<https://elsevier.wjx.cn/jq/45789358.aspx>



如您需要购买或咨询书籍信息，请扫描二维码联系我们



Clinical Companion for Fundamentals of Nursing

Patricia A. Potter, RN, MSN, PhD, FAAN, Director of Research, Patient Care Services Barnes-Jewish Hospital St. Louis, MO ; **Anne Griffin Perry**, RN, EdD, FAAN, Professor and Associate Dean, School of Nursing, Southern Illinois University, Edwardsville, IL; **Patricia Stockert**, RN, BSN, MS, PhD, President of the College, Saint Francis Medical Center College of Nursing, Peoria, IL and **Amy Hall**, RN, BSN, MS, PhD, CNE, Professor and Dean, School of Nursing, Franciscan Missionaries of Our Lady University, Baton Rouge, Louisiana

ISBN: 978-0-323-71130-2

EDITION: 10

PREVIOUS ISBN: 9780323396639

PUB DATE: October 2019

FORMAT: Paperback

To find the clinical facts you need to know, make this pocket guide your constant companion

KEY FEATURES


- **Detailed information on medications** helps to prevent medication errors and ensure safe practice, with topics including dosage calculations, compatibilities, conversions, and administration.
- **At-a-glance content** is provided in outline, list, and tabular formats for easy lookup and review.
- **Basic facts and figures, standard values, care guidelines and more** provide the background frequently needed in a reference for clinical practice.
- **Concise, pocket-sized format** ensures portability for use in the clinical setting.

DESCRIPTION


To find the clinical facts you need to know, make this pocket guide your constant companion! **Clinical Companion to Fundamentals of Nursing, 10th Edition** includes the hard-to-remember facts, lab values, and abbreviations that are essential to providing optimal nursing care. Organized by the major concepts and principles of your nursing fundamentals course, this reference features a quick-access format with summary tables and bulleted lists. The **Clinical Companion** makes retrieving, reviewing, and retaining clinical facts and figures easier than ever!



<https://elsevier.wjx.cn/jq/45789358.aspx>



如您需要购买或咨询书籍信息，请扫描二维码联系我们



Clinical Nursing Practices

Guidelines for Evidence-Based Practice

Edited by : **Sarah Renton**, Lecturer; **Claire McGuinness** and **Evelyn Strachan**

ISBN: 978-0-7020-7839-2

EDITION: 6

PREVIOUS ISBN: 9780443102707

PUB DATE: December 2019

FORMAT: Paperback

KEY FEATURES

- Simple and straightforward step-by-step account of the key clinical procedures with clear learning outcomes.
- For nurses learning procedures for the first time, for newly qualified nurses needing to check their knowledge or for nurses returning to work needing an update or refresher.
- Equips readers to deliver high quality, safe and effective care to patients.

DESCRIPTION

The new edition of Clinical Nursing Practices reflects the many changes in nurse education and practice. A team of clinical and education experts has updated the core practices contained within this text, while to ensure continuity the previous editors have acted as consultants in the development of this edition.


To reflect the continuing evolution of nursing and nursing practice, this new 6th edition emphasizes the importance of evidence-based practice, values-based care, person centred care, health and social care integration and interprofessional education.

To encourage reflective practice, self-assessment questions remain at the end of each chapter for some of the practices. Where appropriate, certain practices are evidenced mainly by National Guidelines and Standards such as Cardio Pulmonary Resuscitation, Infection Control and Blood Transfusion; consequently, the presentation of the skill or procedure reflects this.

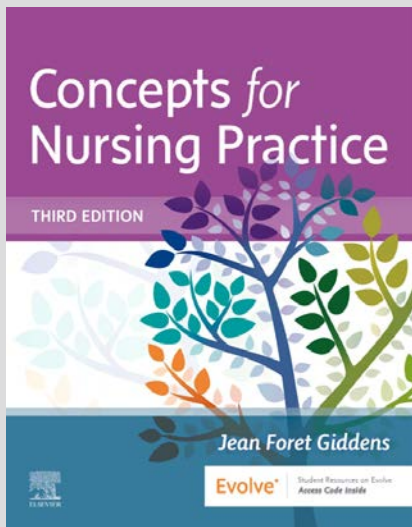
The updated text addresses the wider issues which impact on everyday nursing and healthcare practice and is specially written to meet the needs of nurses today. The core philosophy of book, however, remains the same: to encourage its readers to deliver the highest quality care to each individual patient, safely and effectively.



<https://elsevier.wjx.cn/jq/45789358.aspx>



如您需要购买或咨询书籍信息，请扫描二维码联系我们



Concepts for Nursing Practice (with eBook Access on VitalSource)

Jean Foret Giddens, PhD, RN, FAAN, ANEF, Dean and Professor, Doris B. Yingling Endowed Chair, School of Nursing, Virginia Commonwealth University, Richmond, Virginia

ISBN: 978-0-323-58193-6

EDITION: 3

PREVIOUS ISBN: 9780323374736

PUB DATE: February 2020

FORMAT: Paperback

Learn the core concepts of nursing care and apply them to the clinical setting

KEY FEATURES


- **Authoritative content** written by expert contributors and meticulously edited by concept-based learning expert Jean Giddens sets the standard for the rapidly growing concept-based curriculum movement.
- **A total of 57 important nursing concepts** are clearly defined and analyzed, spanning the areas of patient physiology, patient behavior, and the professional nursing environment.
- **Case studies** in each chapter make it easier to apply knowledge of nursing concepts to real-world situations.
- **UNIQUE! Featured Exemplars sections** describe selected exemplars related to each nursing concept, covering the entire lifespan and all clinical settings, and help you assimilate concepts into practice.
- **UNIQUE! Logical framework of concepts by units and themes** helps you form immediate connections among related concepts --- a key to conceptual learning.
- **UNIQUE! Interrelated Concepts illustrations** provide visual cues to understanding and help you make connections across concepts.

DESCRIPTION

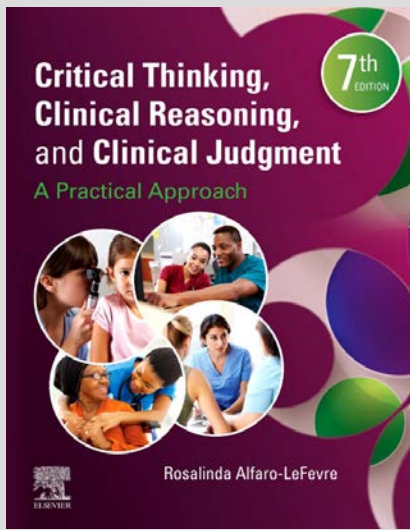
Learn the core concepts of nursing care and apply them to the clinical setting! **Concepts for Nursing Practice, 3rd Edition** uses a simplified, intuitive approach to describe 57 important concepts relating to all areas of nursing practice. For easier understanding, this book also makes connections among related concepts and links you to other nursing textbooks. Exemplars for each concept provide useful examples and models, showing how concepts are successfully applied to practice. New to this edition are updated research evidence and a new *Population Health* concept. Written by conceptual learning expert Jean Giddens, this text will help you build clinical reasoning skills and prepare confidently for almost any clinical nursing situation.



<https://elsevier.wjx.cn/jq/45789358.aspx>



如您需要购买或咨询书籍信息，请扫描二维码联系我们



Critical Thinking, Clinical Reasoning, and Clinical Judgment

A Practical Approach

Rosalinda Alfaro-LeFevre, RN, MSN, ANEF, President, Teaching Smart/Learning Easy, Stuart, FL

ISBN: 978-0-323-67692-2

EDITION: 7

PREVIOUS ISBN: 9780323358903

PUB DATE: September 2019

FORMAT: Paperback

Learn the critical thinking and clinical judgment skills you need to provide safe, effective patient care.

KEY FEATURES


- **Clear, straightforward approach and motivational writing style** provides vivid examples, memorable anecdotes, and real-life case scenarios to make content come alive.
- **Focus on application ("how to") with supporting rationales (theory)** makes difficult concepts easy to learn.
- **Critical Thinking Indicators** feature evidence-based descriptions of behaviors that foster critical thinking in nursing practice.
- **Highlighted features and sections that promote deep learning** include: *This Chapter at a Glance*, *Learning Outcomes*, *Key Concepts*, *Guiding Principle* boxes, *Critical Moments* boxes, *Other Perspectives* features, *Think-Pair-Share* activities, *H.M.O. (Help Me Out)* cartoons, real-life clinical scenarios, *Key Points*, *Critical Thinking Exercises*, and more!
- **Cultural, spiritual, and lifespan content** explores the nurse's role in hospitals, long-term care settings, and entire communities, presenting a broad approach to critical thinking.
- **Inclusion of ethics- and standards-based professional practice** reflects the increased demand for accountability in today's professional climate.
- **Timely coverage of the latest in nursing education and critical thinking** includes concept-based learning; QSEN and IOM standards; problem-focused versus outcome-focused thinking; prioritization and delegation; developing a culture of safe, healthy work environments; expanding roles related to diagnosis and management; improving grades and passing tests the first time; NCLEX exam preparation; ensuring that documentation reflects critical thinking; communication and interpersonal skills; strategies for common workplace challenges; and more.

DESCRIPTION


Develop the critical thinking and reasoning skills you need to make sound clinical judgments! Alfaro-LeFevre's **Critical Thinking, Clinical Reasoning, and Clinical Judgment: A Practical Approach, 7th Edition** brings these concepts to life through engaging text, diverse learning activities, and real-life examples. Easy-to-understand language and a "how-to" approach equip you to become a sensible, resilient critical thinker with the clinical reasoning skills you need to think through complex issues and make sound clinical decisions. This edition emphasizes readiness for clinical practice and the Next Generation NCLEX exam, with a focus on systems thinking, interprofessional practice, nursing skills for the 21st century, and Quality and Safety for Nursing Education (QSEN) competencies.



<https://elsevier.wjx.cn/jq/45789358.aspx>



如您需要购买或咨询书籍信息，请扫描二维码联系我们



Basic Geriatric Nursing

Patricia A. Williams, RN, MSN, CCRN, Formerly, Nursing Educator University of California Medical Center San Francisco, California; Alumnus, iSAGE Mini Fellowship Program Successful Aging Project Stanford University Medical School Stanford, California

ISBN: 978-0-323-55455-8

EDITION: 7

PREVIOUS ISBN: 9780323187749

PUB DATE: September 2019

FORMAT: Paperback

Clear, compassionate, and kind. Embody the characteristics of this geriatric care text.

KEY FEATURES


- **Coordinated Care boxes** address such topics as restraints, elder abuse, and end-of-life care as related to responsibilities of nursing assistants and other health care workers who are supervised by LPN/LVNs.
- **Clinical Situation boxes** present patient scenarios with lessons for appropriate nursing care and patient sensitivity.
- **UNIQUE! A FREE Study Guide**, presented in a comprehensive PDF format on Evolve, reinforces your understanding.
- **10th grade reading level** makes learning easier for you.
- **Nursing Care Plans include Critical Thinking boxes** to help you to assimilate and synthesize information.
- **Nursing Process sections** provide a framework for the discussion of the nursing care of the elderly patient as related to specific disorders.
- **Cultural Considerations throughout text** cover biocultural variations as well as health promotion for specific ethnic groups so you can provide culturally competent care.
- **Health Promotion and Patient Teaching boxes** highlight health promotion, disease prevention, and age-specific interventions.
- **Home Health Considerations boxes** provide information on home health care for the older adult.

DESCRIPTION


Prepare for a successful career in caring for geriatric populations! **Williams' Basic Geriatric Nursing, 7th edition** is an easy-to-read text which presents the theories and concepts of aging along with appropriate nursing interventions. This comprehensive book helps you understand the unique physiologic and psychosocial changes that affect the elderly adult. Threaded throughout this new edition are practical QSEN boxes and *Nurse Alert* features, which highlight safety, cultural considerations, health promotion, coordinated care, and home care specific to elderly patients. In addition, an online Study Guide, NCLEX®-PN review questions, and real-world clinical situation boxes help you to study for exams and apply concepts to practice.



<https://elsevier.wjx.cn/jq/45789358.aspx>



如您需要购买或咨询书籍信息，请扫描二维码联系我们



Ebersole & Hess' Toward Healthy Aging

Human Needs and Nursing Response

Theris A. Touhy, DNP, CNS, DPNAP, Emeritus Professor Christine E. Lynn College of Nursing Florida Atlantic University Boca Raton, Florida and **Kathleen F Jett**, PhD, GNP-BC, Gerontological Nurse Practitioner, Oak Hammock at the University of Florida, Department of Aging and Geriatrics, College of Medicine, University of Florida, Gainesville, Florida; Research Consultant, College of Nursing, University of Florida, Gainesville Florida

ISBN: 978-0-323-74970-1

EDITION: 10

PREVIOUS ISBN: 9780323321389

PUB DATE: October 2019

FORMAT: Paperback

Learn to think critically across all aspects of gerontological care

KEY FEATURES


- **UPDATED COPD guidelines** ensure you understand the latest information used by clinicians.
- **UPDATED *Theories of Aging* chapter** discusses the latest covers current findings on this timely issue.
- **UPDATED Information on medication use and misuse** instructs you in what to look for when working with prescription medications.
- **UPDATED chapters** incorporate the latest information on timely topics such as *Palliative Care* and *Sleep*.
- **UPDATED Wound care guidelines** reflect nationally recognized standards.
- **UPDATED Information on LGBT family relationships and sexuality in older adults.**
- **A Student Speaks and An Elder Speaks sections** at the beginning of every chapter provide honest and candid thoughts from students and elders.
- **Learning objectives** found at the beginning of every chapter help you to identify the primary take away messages they should learn from the chapter.
- **Promoting Healthy Aging: Implications for Gerontological Nursing sections** provide best practice guidelines for management and promotion of wellness for older adults with chronic illness and those at the end of life.
- **Key concepts** are bulleted at the end of every chapter to provide a quick review of the most important concepts found in the chapter.

DESCRIPTION

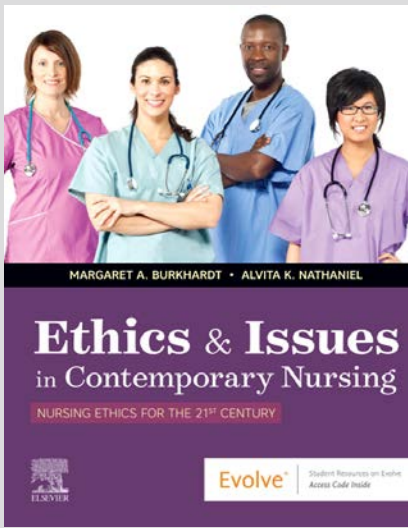
Ensure you thoroughly understand the intricate details of providing effective care for adults as they age. **Ebersole & Hess' Toward Healthy Aging, 10th Edition** is the only comprehensive gerontological nursing text that effectively communicates how to provide holistic care, promote healthy lives, and address end-of-life issues and concerns. Grounded in the core competencies recommended by the AACN in collaboration with the Hartford Institute for Geriatric Nursing, the tenth edition has been extensively revised and updated with shorter, more streamlined chapters and pedagogical features to facilitate learning. It covers the areas of safety and ethical considerations, genetics, communication with the patient and caregiver, promoting health in persons with conditions commonly occurring in later-life world-wide addressing loss and palliative care and much more. Special sections provide an honest look at the universal experience of aging and the nurse's role in the reduction of health disparities and inequities as a member of the global community.



<https://elsevier.wjx.cn/jq/45789358.aspx>



如您需要购买或咨询书籍信息，请扫描二维码联系我们



Ethics & Issues In Contemporary Nursing

Margaret A Burkhardt, PhD, FNP, AHN-BC and Alvida K Nathaniel, PhD, FNP-BC, FAANP

ISBN: 978-0-323-69733-0

EDITION: 1

PUB DATE: December 2019

FORMAT: Paperback


A close look at ethical decision-making in today's complex healthcare environment

DESCRIPTION


Learn how to think beyond the theoretical in any environment. **Ethics & Issues in Contemporary Nursing, 1st Edition** examines the latest trends, principles, theories, and models in patient care to help you learn how to make ethically sound decisions in complex and often controversial situations. Written from a global perspective, examples throughout the text reflect current national and international issues inviting you to explore cases considering socio-cultural influences, personal values, and professional ethics. Historical examples demonstrate how to think critically while upholding moral and professional standards, as well as the law. Key topics throughout explore advocacy and rights, diversity, nurse burnout, mass casualty events, social media, violence in the workplace, medication error prevention, opioid and other substance use, HIPAA, and healthcare reform. In addition, this new title contains supplemental case studies and review questions to further challenge and prepare you to make morally sound decisions in any healthcare setting.



<https://elsevier.wjx.cn/jq/45789358.aspx>



如您需要购买或咨询书籍信息，请扫描二维码联系我们



Leading with Mastery and Heart

The Coaching Companion for Thriving Nurse Leaders

Catherine Robinson-Walker

ISBN: 978-0-323-72198-1

EDITION: 1

PUB DATE: February 2020

FORMAT: Paperback

The essential preparation you need to lead and manage in today's challenging healthcare environment

KEY FEATURES


- **Well-organized collection of over 60 columns on leadership excellence for nurses** covering topics such as the challenges of being new on the job, what change really means, managing resistance, developing others in challenging times, and coaching your boss
- **Practical advice based on real circumstances in real healthcare organizations** offering true to life examples and successful solutions that apply to nurse leaders at all levels.
- **Emphasis on self-awareness** reflecting the extensive research validating that the more self-aware we are, the better leaders we become
- **Concrete and immediate solutions** providing uncommon insight and guidance for even the most intractable challenges

DESCRIPTION


Leading with Mastery and Heart: The Coaching Companion for Thriving Nurse Leaders provides expert, on-the-spot coaching for nurses who lead. Content centers on topic-specific columns that feature an easy-to-read, personable writing style not found in any other leadership title. Just a few of the hot topics covered in this collection are: how to stay centered and positive in the midst of highly stressful situations; how to manage resistance and negativity; how to provide inspiration along with direction; and how to combat limiting circumstances and beliefs. With its wealth of proven, real-world advice, *Leading with Mastery and Heart: The Coaching Companion for Thriving Nurse Leaders* is perfect for any current or aspiring nurse manager or executive looking to quickly and effectively hone their leadership skills.



<https://elsevier.wjx.cn/jq/45789358.aspx>



如您需要购买或咨询书籍信息，请扫描二维码联系我们



Lewis's Medical-Surgical Nursing - 2-Volume Set

Assessment and Management of Clinical Problems

Mariann M. Harding, PhD, RN, CNE, Associate Professor, Department of Nursing, Kent State University at Tuscarawas, New Philadelphia, Ohio ; **Jeffrey Kwong**, DNP, MPH, ANP-BC , Program Director, Adult-Gerontology Nurse Practitioner Program; Program Director, HIV Sub-specialty; Columbia University School of Nursing, New York, New York; **Dottie Roberts**, RN, MSN, MACI, CMSRN, OCNS-C, CNE , Instructor, University of South Carolina College of Nursing, Columbia, South Carolina; **Debra Hagler**, RN, PhD, ACNS-BC, CNE, CHSE, ANEF, FAAN, Clinical Professor College of Nursing and Healthcare Innovation Arizona State University Phoenix, Arizona and **Courtney Reinisch**, RN, DNP, Director of Undergraduate Nursing School of Nursing Montclair State University Montclair, New Jersey

ISBN: 978-0-323-67704-2

EDITION: 11

PREVIOUS ISBN: 9780323355933

PUB DATE: September 2019

Get a unique approach to medical-surgical nursing care

KEY FEATURES


- **Content written and reviewed by leading experts in the field** ensures that information is comprehensive, current, and clinically accurate.
- **Interprofessional Care tables and sections in all management chapters** emphasize the importance of total patient care in today's health care settings and outline the role of each provider in managing disorders.
- **Bridge to NCLEX Examination review questions** at the end of each chapter reinforce key content while helping you to prepare for the NCLEX examination with both standard and alternate item format questions.
- **Check Your Practice boxes** challenge you to think critically and interact with patient data.
- **Informatics in Practice boxes** discuss how technology is used by nurses and patients in healthcare settings.
- **Evidence-based practice boxes** help you understand how to apply the latest research to real-life patient care.
- **Safety Alerts throughout the book** highlight patient safety issues and focus on the latest National Patient Safety Goals.
- **UNIQUE! Nursing management is presented in a consistent and comprehensive format**, addressing the unique approaches to nursing care.
- **Case studies throughout text** emphasize prioritization, delegation, and concept mapping to help you learn to prioritize and delegate patient care.
- **Separate chapter on Genetics** focuses on practical application to nursing care of patients.

DESCRIPTION

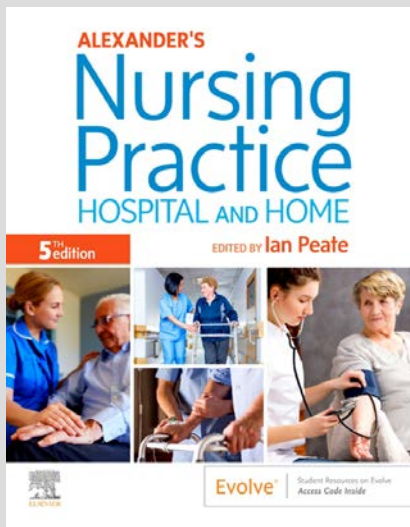
Get a unique, conceptual approach to nursing care in this rapidly changing healthcare environment. **Lewis's Medical-Surgical Nursing, 11th Edition** gives you a solid foundation in medical-surgical nursing. This thoroughly revised text includes a more conversational writing style, an increased focus on nursing concepts and clinical trends, strong evidence-based content, and an essential pathophysiology review. Content covers all aspects of nursing care including health promotion, acute intervention, and ambulatory care. Helpful boxes and tables make it easy for you to find essential information, and a building-block approach makes even the most complex concepts simple to grasp. Key topics such as interprofessional care, delegation, safety, and prioritization are integrated throughout. Additionally, extensive drug therapy information and diagnostic studies tables give you a full picture of care. Best of all — a complete collection of learning and study resources helps you learn more effectively and offers valuable, real-world preparation for clinical practice.



<https://elsevier.wjx.cn/jq/45789358.aspx>



如您需要购买或咨询书籍信息，请扫描二维码联系我们



Alexander's Nursing Practice

Hospital and Home

Ian Peate, OBE, FRCN, EN(G) RGN, DipN(Lond), RNT B.Ed (Hons), MA, LL.M, Head of School, School of Health Studies, Gibraltar Health Authority, Gibraltar; Editor in Chief British Journal of Nursing; Visiting Professor St George's University of London and Kingston University London; Visiting Senior Clinical Fellow University of Hertfordshire, UK

ISBN: 978-0-7020-6230-8

EDITION: 5

PREVIOUS ISBN: 9780702054655

PUB DATE: November 2019

FORMAT: Paperback

KEY FEATURES

- New edition of the UK's most comprehensive textbook on Adult Nursing!
- Retains the popular 'three-part' structure to ensure comprehensive coverage of the subject area – *Common Disorders*, *Core Nursing Issues* and *Specific Patient Groups*
- Illustrative A&P and pathophysiology help explain key diseases and disorders
- 'Real-life' *Case Studies* help contextualise and apply new information
- Explains relevant tests and investigations and, when needed, the role of the nurse in the context of each of them
- Helpful learning features include *Key Nursing Issues* and *Reflection and Learning – What Next?*
- Encourages readers to critically examine issues that are related to care provision
- Useful icons throughout the text directs readers to additional online material
- Glossary contains over 300 entries to explain new terminology and concepts
- Appendices include notes on Système International (SI) units and reference ranges for common biochemical and haematological values
- Perfect for second and third-year undergraduate nursing students, senior Trainee Nursing Associates, those 'returning to practice' or needing to review practice and prepare for revalidation


DESCRIPTION

The latest edition of this popular volume has been fully updated throughout to meet the needs of the 2018 NMC Standards of Proficiency. Richly illustrated throughout, the book comes with 'real-life' *Case Studies* to help readers contextualise and apply new information, pathophysiology to explain disease processes, enhanced discussion of pharmacology and medicines management to assist with 'prescribing readiness', and helpful learning features which include *Key Nursing Issues* and *Reflection and Learning – What Next?*

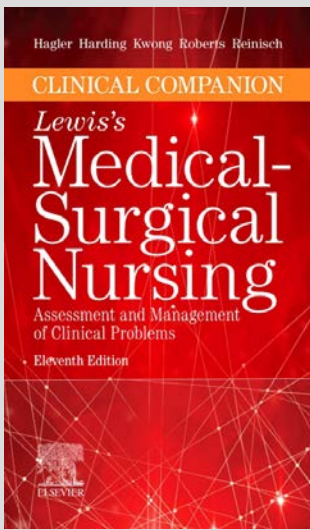
Available with a range of supplementary online tools and learning activities, *Alexander's Nursing Practice, fifth edition*, will be ideal for all undergraduate adult nursing students, the Trainee Nursing Associate, and anyone returning to practice.



<https://elsevier.wjx.cn/jq/45789358.aspx>



如您需要购买或咨询书籍信息，请扫描二维码联系我们



Clinical Companion to Lewis's Medical-Surgical Nursing

Assessment and Management of Clinical Problems

Debra Hagler, RN, PhD, ACNS-BC, CNE, CHSE, ANEF, FAAN, Clinical Professor College of Nursing and Healthcare Innovation Arizona State University Phoenix, Arizona ; **Mariann M. Harding**, PhD, RN, CNE, Associate Professor, Department of Nursing, Kent State University at Tuscarawas, New Philadelphia, Ohio ; **Jeffrey Kwong**, DNP, MPH, ANP-BC , Program Director, Adult-Gerontology Nurse Practitioner Program; Program Director, HIV Sub-specialty; Columbia University School of Nursing, New York, New York; **Dottie Roberts**, RN, MSN, MACI, CMSRN, OCNS-C, CNE , Instructor, University of South Carolina College of Nursing, Columbia, South Carolina and **Courtney Reinisch**, RN, DNP, Director of Undergraduate Nursing School of Nursing Montclair State University Montclair, New Jersey

ISBN: 978-0-323-55155-7

EDITION: 11

PREVIOUS ISBN: 9780323371179

PUB DATE: September 2019

FORMAT: Paperback

All the clinical med-surg info you need, right in your back pocket

KEY FEATURES


- **Consistent and practical information** covers definitions and descriptions, pathophysiology, clinical manifestations, complications, diagnostic studies, interprofessional care and drug therapy, and nursing management.
- **Treatments and Procedures section** summarizes the need-to-know content about common medical-surgical treatments and procedures such as basic life support, enteral nutrition, and artificial airway management.
- **Handy reference appendix** contains information commonly used in nursing practice, including laboratory values, commonly used formulas, Spanish translations of key phrases, and much more.
- **Patient and caregiver teaching content** is highlighted with a special icon to identify appropriate information to share with patients and caregivers about the care of various conditions.
- **Cross-references to the Lewis main text** identify how to access more in-depth information.
- **Attractive four-color design** makes it easy to locate specific information within the clinical companion.

DESCRIPTION

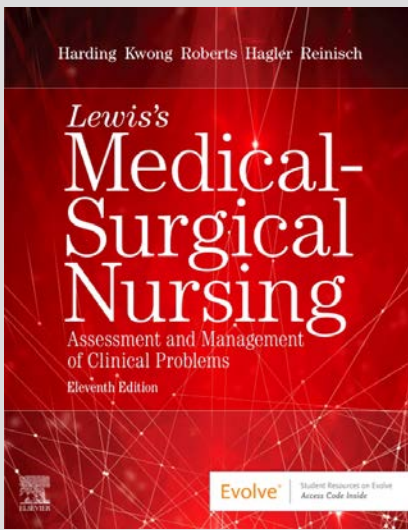
Designed for portability, this clinical companion provides at-a-glance access to the information you need for more than 200 medical-surgical conditions and procedures. Completely updated content mirrors the revisions in the new 11th edition of Lewis's main text: *Medical-Surgical Nursing: Assessment and Management of Clinical Problems*. This clinical companion is organized alphabetically for quick reference and includes a variety of full-color illustrations, summary tables, and a handy reference appendix full of laboratory values, Spanish translations of key phrases, and other information commonly used in nursing practice.



<https://elsevier.wjx.cn/jq/45789358.aspx>



如您需要购买或咨询书籍信息，请扫描二维码联系我们



Lewis's Medical-Surgical Nursing

Assessment and Management of Clinical Problems, Single Volume

Mariann M. Harding, PhD, RN, CNE, Associate Professor, Department of Nursing, Kent State University at Tuscarawas, New Philadelphia, Ohio ; **Jeffrey Kwong**, DNP, MPH, ANP-BC , Program Director, Adult-Gerontology Nurse Practitioner Program; Program Director, HIV Sub-specialty; Columbia University School of Nursing, New York, New York; **Dottie Roberts**, RN, MSN, MACI, CMSRN, OCNS-C, CNE , Instructor, University of South Carolina College of Nursing, Columbia, South Carolina; **Debra Hagler**, RN, PhD, ACNS-BC, CNE, CHSE, ANEF, FAAN, Clinical Professor College of Nursing and Healthcare Innovation Arizona State University Phoenix, Arizona and **Courtney Reinisch**, RN, DNP, Director of Undergraduate Nursing School of Nursing Montclair State University Montclair, New Jersey

ISBN: 978-0-323-67701-1

EDITION: 11

PREVIOUS ISBN: 9780323328524

PUB DATE: September 2019

FORMAT: Hardback

Get a unique approach to medical-surgical nursing care

KEY FEATURES


- **Content written and reviewed by leading experts in the field** ensures that information is comprehensive, current, and clinically accurate.
- **Interprofessional Care tables and sections in all management chapters** emphasize the importance of total patient care in today's health care settings and outline the role of each provider in managing disorders.
- **Bridge to NCLEX Examination review questions** at the end of each chapter reinforce key content while helping you to prepare for the NCLEX examination with both standard and alternate item format questions.
- **Check Your Practice boxes** challenge you to think critically and interact with patient data.
- **Informatics in Practice boxes** discuss how technology is used by nurses and patients in healthcare settings.
- **Evidence-based practice boxes** help you understand how to apply the latest research to real-life patient care.
- **Safety Alerts throughout the book** highlight patient safety issues and focus on the latest National Patient Safety Goals.
- **UNIQUE! Nursing management is presented in a consistent and comprehensive format**, addressing the unique approaches to nursing care.

DESCRIPTION

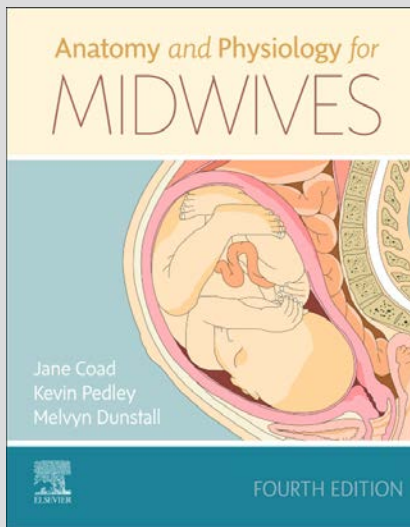
Get a unique, conceptual approach to nursing care in this rapidly changing healthcare environment. **Lewis's Medical-Surgical Nursing, 11th Edition** gives you a solid foundation in medical-surgical nursing. This thoroughly revised text includes a more conversational writing style, an increased focus on nursing concepts and clinical trends, strong evidence-based content, and an essential pathophysiology review. Content covers all aspects of nursing care including health promotion, acute intervention, and ambulatory care. Helpful boxes and tables make it easy for you to find essential information, and a building-block approach makes even the most complex concepts simple to grasp. Key topics such as interprofessional care, delegation, safety, and prioritization are integrated throughout. Additionally, extensive drug therapy information and diagnostic studies tables give you a full picture of care. Best of all — a complete collection of learning and study resources helps you learn more effectively and offers valuable, real-world preparation for clinical practice.



<https://elsevier.wjx.cn/jq/45789358.aspx>



如您需要购买或咨询书籍信息，请扫描二维码联系我们



Anatomy and Physiology for Midwives

Jane Coad, BSc PhD PGCEA, Professor in Nutrition, Massey University, Palmerston North, New Zealand; **Kevin Pedley**, B.Sc.(Hons), D. Phil. , Associate Professor in Physiology, Massey University, Palmerston North, New Zealand and **Melvyn Dunstall**, BSc MSc PGCEA RM RGN , Formerly Deputy Research & Development Manager, Lead Midwife for Research, Frimley Health NHS Foundation Trust, Surrey, UK

ISBN: 978-0-7020-6668-9

EDITION: 4

PREVIOUS ISBN: 9780702051845

PUB DATE: November 2019

FORMAT: Paperback

This is a new edition of a highly popular text which presents the exciting field of reproductive anatomy and physiology in a style which is perfect for student midwives!

KEY FEATURES


- Highly popular midwifery resource that explains and contextualises the principles of reproductive A&P
- *Learning Objectives* at the start of each chapter help readers structure their study time
- *Case Studies* 'bring the subject to life' and provide an opportunity to reflect on the implications for clinical practice
- Acknowledges the importance of underlying research and integrates theory and practice
- End of chapter *Key Points* and *Application to Practice* boxes further reinforce learning
- Helps midwives deal with questions from increasingly informed 'parents to be'
- More than 200 illustrations help clarify sometimes complex anatomical, physiological and clinical information

DESCRIPTION


This is a new edition of a highly popular textbook which presents the fascinating field of reproductive anatomy and physiology in a style which is ideal for those who are new to the subject. Now with a significantly upgraded artwork program – which is also available as a downloadable image bank – this helpful volume builds up from the founding principles of human structure and function through to conception, embryological and fetal development and growth, the maternal responses to the growing fetus, parturition and the transition to neonatal life. This book will be suitable for all students of midwifery, as well as qualified midwives 'returning to practice' or undertaking post-graduate study.



<https://elsevier.wjx.cn/jq/45789358.aspx>



如您需要购买或咨询书籍信息，请扫描二维码联系我们



Burns' Pediatric Primary Care

Dawn Lee Garzon Maaks, PhD, PNP-BC, CPNP-PC, PMHS, FAANP, Clinical Professor, Washington State University, Vancouver, Washington; **Nancy Barber Starr**, MS, APRN, BC (PNP), CPNP-PC, Pediatric Nurse Practitioner, Advanced Pediatric Associates, Aurora, Colorado; **Margaret A. Brady**, PhD, RN, CPNP-PC, Professor, School of Nursing, California State University Long Beach, Long Beach, California; Co-Director, PNP Program, School of Nursing, Azusa Pacific University, Azusa, California; **Nan M. Gaylord**, PhD, RN, CPNP, Associate Professor, College of Nursing, University of Tennessee, Knoxville, Tennessee; **Martha Driessnack**, PhD, PNP-BC, Associate Professor, School of Nursing, Oregon Health and Science University, Portland, Oregon and **Karen Duderstadt**, RN, PhD, CPNP, PCNS, Clinical Professor, Department of Family Health Care Nursing, University of California - San Francisco; Pediatric Nurse Practitioner, Children's Health Center, San Francisco General Hospital, San Francisco, California

ISBN: 978-0-323-67700-4

EDITION: 7

PREVIOUS ISBN: 9780323243384

PUB DATE: November 2019

FORMAT: Paperback

A comprehensive foundation for pediatric primary care from the unique perspective of the Nurse Practitioner

KEY FEATURES


- **Four-part organization** includes 1) an introductory unit on the foundations of global pediatric health, child and family health assessment, and cultural perspectives for pediatric primary care; 2) a unit on managing child development; 3) a unit on health promotion and management; and 4) a unit on disease management.
- **UNIQUE! Reorganized Unit - Health Supervision: Health Promotion and Health Protection** - includes health promotion and health protection for developmentally normal pediatric problems of daily living and provides the foundations for health problem management.
- **UNIQUE! Reorganized Unit - Common Childhood Diseases/Disorders** has been expanded to sharpen the focus on management of diseases and disorders in children.
- **Comprehensive content** provides a complete foundation in the primary care of children from the unique perspective of the Nurse Practitioner and covers the full spectrum of health conditions seen in the primary care of children, emphasizing both prevention and management.
- **In-depth guidance on assessing and managing pediatric health problems** covers patients from infancy through adolescence.
- **UNIQUE! Practice Alerts** highlight situations that may require urgent action, consultation, or referral for additional treatment outside the primary care setting.
- **Content devoted to issues of daily living** covers issues that are a part of every child's growth — such as nutrition and toilet training — that could lead to health problems unless appropriate education and guidance are given. .

DESCRIPTION


Get a comprehensive foundation in children's primary care! **Burns' Pediatric Primary Care, 7th Edition** covers the full spectrum of health conditions seen in primary care pediatrics, emphasizing both prevention and management. This in-depth, evidence-based textbook is the only one on the market written from the unique perspective of the Nurse Practitioner. It easily guides you through assessing, managing, and preventing health problems in children from infancy through adolescence. Key topics include developmental theory, issues of daily living, the health status of children today, and diversity and cultural considerations. Updated content throughout reflects the latest research evidence, national and international protocols and standardized guidelines. Additionally, this 7th edition been reorganized to better reflect contemporary clinical practice and includes nine new chapters, revised units on health promotion, health protection, disease management, and much, much more!



<https://elsevier.wjx.cn/jq/45789358.aspx>



如您需要购买或咨询书籍信息，请扫描二维码联系我们



The Art and Science of Patient Education for Health Literacy

Melissa Stewart, DNP, RN, CPE, Associate Professor and Award-Winning Health Literacy/Care Transitions Consultant, Baton Rouge, Louisiana

ISBN: 978-0-323-60908-1

EDITION: 1

PUB DATE: December 2019

FORMAT: Paperback:

Unlock the key to positive health outcomes with essential health literacy skills grounded in the neuroscience of learning

KEY FEATURES


- **UNIQUE! Focus on the author's proven patient literacy model** applies a reliable methodology to promote patient health and reduce hospital readmissions.
- **Practical, patient-centered approach** emphasizes how to help patients formulate their own healthcare goals to promote their own health.
- **In-depth discussion of pedagogy and andragogy** introduces how these concepts can be used to teach different patients and accommodate their educational needs.
- **Case Studies** promote reader engagement and active learning.
- **Guidance on how to understand the patient's emotional state and grieving process** helps you understand when and how to best communicate health information.
- **Handy tools such as the Patient Education Hierarchy, Informational Seasons, the PITS mode, and the UPP tool** add direction to individual and/or team patient education efforts.

DESCRIPTION


Most healthcare providers know that health literacy is a major barrier to positive health outcomes, but regardless of good intentions they continue to simply present health information rather than promote deep patient learning. With Dr. Melissa N. Stewart's unique, research-driven approach, **The Art and Science of Patient Education for Health Literacy** helps you make the shift from simply *presenting* health information to activating *deep patient learning*. Revised and thoroughly updated from Dr. Stewart's *Practical Patient Literacy: The MEDAGOGY Model*, **The Art and Science of Patient Education for Health Literacy** equips both students and healthcare providers with the skills needed to engage patients' brains in order to help them understand their conditions and promote long-lasting behavior change. Based on the neuroscience of learning, this groundbreaking book is packed with abundant tools to teach students and practitioners how to negotiate effectively with patients about what they will and won't do to maintain and improve their health. Equipped with enhanced levels of health literacy, your patients will better understand their illnesses and become their own best healthcare advocates.



<https://elsevier.wjx.cn/jq/45789358.aspx>



如您需要购买或咨询书籍信息，请扫描二维码联系我们



Understanding Pathophysiology

Sue E. Huether, RN, PhD, Professor Emeritus, College of Nursing, University of Utah, Salt Lake City, UT and **Kathryn L. McCance**, RN, PhD, Professor, College of Nursing, University of Utah, Salt Lake City, UT

ISBN: 978-0-323-67697-7

EDITION: 7

PREVIOUS ISBN: 9780323354097

PUB DATE: October 2019

FORMAT: Paperback

The text that makes essential pathophysiology easier to learn

KEY FEATURES


- **Student resources** include animations, review questions, answers to the *Quick Check* boxes (featured in the text), chapter summary reviews, and case study with answers for select chapters.
- **Algorithms** throughout the text clarify disease progression.
- **Did You Know boxes** highlight new developments in biologic research, diagnostic studies, preventive care, treatments, and more.
- **Quick Check boxes** tests your retention of important chapter concepts.
- **Risk Factor boxes** alert you to important safety considerations associated with specific diseases.
- **Summary Review sections** provide fast, efficient review of chapter content.
- **Geriatric Considerations boxes and Pediatric Considerations boxes** highlight key considerations for these demographics in relevant chapters.
- **Consistent presentation** helps you to better distinguish pathophysiology, clinical manifestations, and evaluation and treatment for each disease.
- **Glossary of approximately 1,000 terms** familiarizes you with the most difficult or important terminology related to pathophysiology.

DESCRIPTION

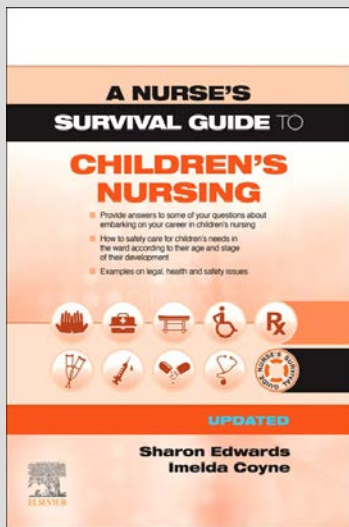
Make difficult pathophysiology concepts come to life! Filled with vibrant illustrations, simplified language, and detailed online content **Understanding Pathophysiology, 7th Edition** delivers the most accurate information on treatments, manifestations, and mechanisms of disease across the lifespan. This new edition is fully revised and includes coverage of rare diseases and epigenetics to you with a thorough understanding of conditions affecting the human body. Plus, with over 30 new 3D animations on the companion Evolve site, quick check boxes at the end of each chapter, and disease progression algorithms, this text helps you engage with the fundamental knowledge you need to succeed in nursing school and in practice.



<https://elsevier.wjx.cn/jq/45789358.aspx>



如您需要购买或咨询书籍信息，请扫描二维码联系我们



A Nurse's Survival Guide to Children's Nursing - Updated Edition

Sharon L. Edwards, EdD SFHEA NTF MSc PGCEA DipN(Lon) RN , Senior Lecturer, School of Nursing and Allied Health, Buckinghamshire New University, Uxbridge, UK and **Imelda Coyne**, BSc(Hons) MA PhD DipN RSCN RGN RNT FEANS FTCD, Professor and Co-Director of Trinity Research in Childhood Centre, School of Nursing and Midwifery, Trinity College Dublin, Ireland

ISBN: 978-0-7020-7914-6

EDITION: 1

PREVIOUS ISBN: 9780702042270

PUB DATE: August 2019

FORMAT: Paperback

Are you working as a children's nurse or doing a placement on a children's ward? Are you studying to become a great professional involved in nursing children and young people?

This user friendly, easy to carry textbook is a practical and evidence-based guide which provides those in the early stages of their careers with clinical information and insights.

A Volume in the A Nurse's Survival Guide

DESCRIPTION

Are you working as a children's nurse or doing a placement on a children's ward? Are you studying to become a great professional involved in nursing children and young people? This user friendly, easy to carry textbook is a practical and evidence-based guide which provides those in the early stages of their careers with clinical information and insights.

This book will help you to:

- Gather all the information you need to work with patients, in a concise and structure way;
- Obtain the knowledge required and clinical skills needed on a wide range of conditions;
- Have an excellent starting point and great revision aid to refer to when in doubt;


What will you find in this UPDATED edition:

- Answers to some of your questions about embarking on your career into children's nursing;
- How to satisfy children's requirements and needs in the ward according to their age and stage of their development;
- Examples on legal, health and safety issues;
- Completely updated and revised content written by authors with extensive nursing experience in the field.

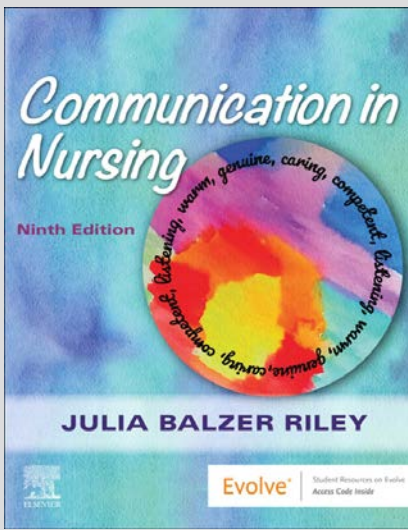
Part of the A Nurse's Survival Guide series



<https://elsevier.wjx.cn/jq/45789358.aspx>



如您需要购买或咨询书籍信息，请扫描二维码联系我们



Communication in Nursing

Julia Balzer Riley, RN, MN, AHN-BC, REACE, President, Constant Source Seminars, Ellenton, FL

ISBN: 978-0-323-62548-7

EDITION: 9

PREVIOUS ISBN: 9780323354103

PUB DATE: October 2019

FORMAT: Paperback

Gain a deeper understanding of how to effectively communicate with patients and colleagues

KEY FEATURES


- **Active Learning features** in every chapter promotes active, goal-directed reading.
- **Wit & Wisdom boxes** present selected verses and quotations relevant to chapter topics, adding interest and humor. These boxes provide moments of relief from serious topics and "a-ha" moments when theory becomes linked to practice.
- **End-of-chapter exercises** help you to master chapter techniques and strengthen your communication skills.
- **QSEN preface and exercises** stress how communication impacts safety and quality of care.
- **Discusses the importance of interprofessional education** and communication in the healthcare environment.
- **Addresses the importance of "presence" in nursing** — being present for clients, families, colleagues, and self.

DESCRIPTION

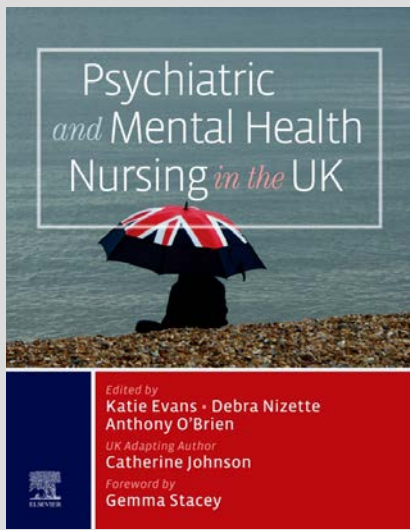
Immerse yourself in the ideas, theories, and techniques of effective communication in the workplace! **Communication in Nursing, 9th Edition** adopts a uniquely practical and personal approach to the demands of today's nursing practice, providing extensive examples, exercises, and techniques that help you to apply communication skills in a variety of clinical settings. Using a conversational tone, this relatable text takes you beyond theory to show you how to understand important concepts and use communication as a tool to limit stress in your nursing practice. The 9th edition includes a new chapter which focuses on the foundation of communication and personality assessment. It also includes a new *Putting it into Practice* feature to help you apply your new communication skills in the work environment. In addition, updates on the topics of mindfulness, resilience, and inter-collaborative communication highlight the importance of implementing these tools in practice.



<https://elsevier.wjx.cn/jq/45789358.aspx>



如您需要购买或咨询书籍信息，请扫描二维码联系我们



Psychiatric and Mental Health Nursing in the UK

Edited by : **Katie Evans**, RPN, BA, MLitSt, PhD, FANZCMHN, Lecturer and Convenor of the Postgraduate Mental Health Program, School of Nursing, Griffith University, Brisbane, QLD, Australia; **Debra Nizette**, RN, Dip App Sc-Nr Ed, B App Sc-Nursing, MNSt, FACN, FACMHN, CMHN, Director of Nursing, Nursing and Midwifery Office, Queensland Health, QLD, Australia; **Anthony O'Brien**, RN, BA, MPhil (Hons), PhD, FNZMHN, Senior Lecturer in Mental Health Nursing, University of Auckland; Nurse Specialist in Liaison Psychiatry, Auckland District Health Board, New Zealand and **Catherine Johnson**, RMN, RGN , Clinical Nurse Specialist at West London Mental Health NHS Trust; Clinical Research Mental Health Nurse at Imperial College Healthcare NHS Trust, London, UK

ISBN: 978-0-7020-8024-1

EDITION: 1

PUB DATE: August 2019

FORMAT: Paperback

KEY FEATURES

- Gives readers a thorough grounding in the theory of mental health nursing.
- Case studies throughout the text allow readers to understand the application of theory in every day practice.
- Includes critical thinking challenges and ethical dilemmas to encourage the reader to think about and explore complex issues.
- Exercises for class engagement complement learning and development in the classroom environment.


DESCRIPTION

Psychiatric and Mental Health Nursing in the UK is an adaptation of Australia and New Zealand's foremost mental health nursing text and is an essential resource for both mental health nursing students and qualified nurses. Thoroughly revised and updated to reflect current research and the UK guidelines as well as the changing attitudes about mental health, mental health services and mental health nursing in UK.


Set within a recovery and patient framework, this text provides vital information for approaching the most familiar disorders mental health nurses and students will see in clinical practice, along with helpful suggestions about what the mental health nurse can say and do to interact effectively with patients and their families.



<https://elsevier.wjx.cn/jq/45789358.aspx>



如您需要购买或咨询书籍信息，请扫描二维码联系我们



Psychology: An Introduction for Health Professionals

Patricia Barkway, RN, MHN, FACMHN, BA, MSc(PhC), Senior Lecturer, Stream Coordinator Mental Health Nursing Programs, Flinders University, Adelaide, Australia and Deb O'Kane

ISBN: 978-0-7295-4296-8

EDITION: 1

PUB DATE: September 2019

FORMAT: Paperback

An introduction to the key aspects of human psychology and human behaviour for undergraduate health and nursing students


DESCRIPTION

Psychology: An Introduction for Health Professionals will appeal to the undergraduate nursing and health science student seeking to understand patient responses and behaviours to various diagnoses, interventions and health outcomes.

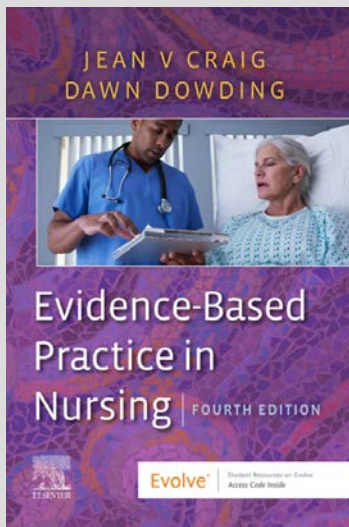
Written by Patricia Barkway and Deb O'Kane, the text is divided into two sections. The first introduces essential concepts and theories of psychology in the context of human development across the lifespan. The second focuses on applying these concepts and theories to healthcare issues and practice.



<https://elsevier.wjx.cn/jq/45789358.aspx>



如您需要购买或咨询书籍信息，请扫描二维码联系我们



Evidence-Based Practice in Nursing

Edited by : **Jean V. Craig**, PhD, MSc, RSCN, RGN, Research Advisor, NIHR Research Design Service for the East of England (Norfolk and Suffolk), Norwich Medical School, University of East Anglia, Norwich, UK and **Dawn Dowding**, PhD, RN, FAAN, Professor in Clinical Decision Making, Division of Nursing, Midwifery and Social Work, The University of Manchester, Manchester, UK; Former Professor of Nursing at Columbia University School of Nursing and the Visiting Nurse Service of New York, New York, USA

ISBN: 978-0-7020-7048-8

EDITION: 4

PREVIOUS ISBN: 9780702041938

PUB DATE: September 2019

FORMAT: Paperback

KEY FEATURES


- Helps students learn to read and understand research results as a foundation for evidence-based practice
- Easy writing style makes a potentially difficult subject accessible and enjoyable
- Explains how to search the literature and rank it according to the strength of its evidence
- Case studies, scenarios and exercises 'bring the subject to life'
- Clearly explains the process of critical appraisal – quality of the study, interpretation of the results, and applicability of the findings to individual patients
- Explains the various means of applying data from population studies to the individual
- Offers practical advice on how to communicate risks and benefits to patients
- Contains a glossary of useful terms

DESCRIPTION

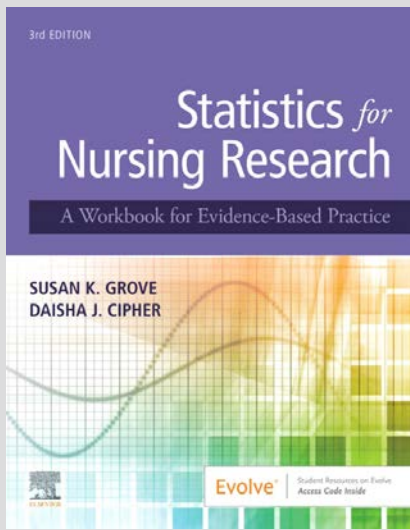
The *Evidence-Based Practice Manual* successfully breaks down the skills required for evidence-based nursing into manageable components. The reader will learn how to find, critically read and interpret a range of research studies, and will discover optimal approaches towards helping patients reach decisions that are informed by the best-available evidence. The more-strategic concepts of developing an organisational evidence-based culture and making evidence-based changes at the organisational level are addressed in the final chapter. This popular book comes with helpful online exercises including NCLEX questions for the US readership.



<https://elsevier.wjx.cn/jq/45789358.aspx>



如您需要购买或咨询书籍信息，请扫描二维码联系我们



Statistics for Nursing Research

A Workbook for Evidence-Based Practice

Susan K. Grove, PhD, RN, ANP-BC, GNP-BC, Professor, College of Nursing, The University of Texas at Arlington, Arlington, Texas; Adult Nurse Practitioner, Family Practice, Grand Prairie, Texas and **Daisha J. Cipher**, PhD, Associate Professor, College of Nursing and Health Innovation, The University of Texas at Arlington, Arlington, Texas

ISBN: 978-0-323-65411-1

EDITION: 3

PREVIOUS ISBN: 9780323358811

PUB DATE: October 2019

FORMAT: Paperback

Learn how to expand your interpretation and application of statistical methods used in nursing and health sciences research articles.

KEY FEATURES


- **Comprehensive coverage** and extensive exercise practice address all common techniques of sampling, measurement, and statistical analysis that you are likely to see in nursing and health sciences literature.
- **Literature-based approach** uses key excerpts from published studies to reinforce learning through practical application.
- **36 sampling, measurement, and statistical analysis exercises** provide a practical review of both basic and advanced statistical techniques.
- **Study Questions** in each chapter help you apply concepts to an actual literature appraisal.
- **Questions to Be Graded sections** in each chapter help assess your mastery of key statistical techniques.
- **Consistent format for all chapters** enhances learning and enables quick review.

DESCRIPTION


Learn how to expand your interpretation and application of statistical methods used in nursing and health sciences research articles with **Statistics for Nursing Research: A Workbook for Evidence-Based Practice, 3rd Edition**. Perfect for those seeking to more effectively build an evidence-based practice, this collection of practical exercises guides you in how to critically appraise sampling and measurement techniques, evaluate results, and conduct a power analysis for a study. Written by nursing research and statistics experts Drs. Susan K. Grove and Daisha Cipher, this is the only statistics workbook for nurses to include research examples from both nursing and the broader health sciences literature. This new third edition features new research article excerpts and examples, an enhanced focused on statistical methods commonly used in DNP projects, new examples from quality improvement projects, new content on paired samples analysis, expanded coverage of calculating descriptive statistics, an online Research Article Library, and more! Whether used in undergraduate, master's, or doctoral education or in clinical practice, this workbook is an indispensable resource for any nursing student or practicing nurse needing to interpret or apply statistical data.



<https://elsevier.wjx.cn/jq/45789358.aspx>



如您需要购买或咨询书籍信息，请扫描二维码联系我们



Essential Obstetrics and Gynaecology

Edited by : **Ian M. Symonds**, MB BS MMedSci DM FRCOG FRANZCOG , Dean of Medicine, University of Adelaide; Head of School, Adelaide Medical School; Visiting Medical Specialist in Obstetrics, Women's and Children's Hospital, Adelaide, South Australia and **Sabaratnam Arulkumaran**, PhD DSc FRCSE FRCOG FRANZCOG (Hon), Professor Emeritus, Division of Obstetrics and Gynaecology, St George's University of London, London, UK

ISBN: 978-0-7020-7638-1

EDITION: 6

PREVIOUS ISBN: 9780702030680

PUB DATE: October 2019

FORMAT: Paperback

From customer reviews of the previous edition:

'This is the O&G textbook to get! It is divided into three sections: a concise description of the basic science, then separate sections on obstetrics and gynaecology. The level of detail is spot on. The pages are colourful and friendly with clinical scenarios, essential points, pictures and tables throughout. The text is broken up by lots of headings for ease of reading and each chapter ends with a brief summary of the essential points - perfect for revision. Information is easy to find via the index and all the main subjects are covered. Marvellous.'

'I think this book is excellent for earlier years going into medicine. It is very well laid out, including both basic fundamentals as well as covering the common conditions which are encountered. In the later years, or as a guide for exams, this book comes in very helpful in terms of a good revision tool. The chapters are organised very well, with very useful structuring of each topic into an easily readable resource for the medical student. It is also structured very logically by splitting sections relating to obstetrics, gynaecology and reproductive sciences in order to make it easier to understand and run through... I have a favourite aspect of the book, the use of 'Essential Information' at the end of each section in order to make sure that students are aware of the key points and information.'

KEY FEATURES


- Highly illustrated throughout
- Essential information points at the end of chapters
- Case histories
- Practical procedures boxes
- Alert (warnings or advice) and tick (guidance or definitions) boxes throughout
- Over 100 self-assessment MCQs
- Appendices: Principles of Perioperative Care; Governance, Audit and Research
- Reflects the national undergraduate curriculum in obstetrics and gynaecology in the UK and Australia

DESCRIPTION

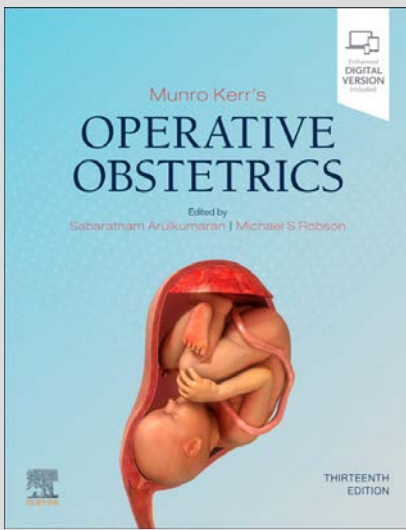
This is the sixth edition of a popular, highly readable primer in obstetrics and gynaecology. It has been thoroughly updated and aligns with the undergraduate curriculum in O&G devised by the Royal College of Obstetrics and Gynaecology.



<https://elsevier.wjx.cn/jq/45789358.aspx>



如您需要购买或咨询书籍信息，请扫描二维码联系我们



Munro Kerr's Operative Obstetrics

Edited by : **Sabaratnam Arulkumaran**, Professor Emeritus, Division of Obstetrics and Gynaecology, St George's University of London, London, UK and **Michael Robson**, MD

ISBN: 978-0-7020-7635-0

EDITION: 13

PREVIOUS ISBN: 9780702051852

PUB DATE: December 2019

FORMAT: Paperback

From customers

'Great book to learn operative obstetrics from. One of the best medical books I ever read.'

'I love this book, it's a great book for residents. It hasn't got too much information, but has the important stuff.'


'Great book to learn operative obstetrics. One of the best medical books I ever read.'

KEY FEATURES


- Authoritative, world-known editors and author team.
- Presents a contemporary and pragmatic summary of recent developments in operative obstetrics.
- Contextualises practice in the history of obstetric practice.
- Accurate line drawings throughout clearly demonstrating relevant procedures and equipment.
- Advice and management for obstetricians working in resource-limited areas



<https://elsevier.wjx.cn/jq/45789358.aspx>



如您需要购买或咨询书籍信息，请扫描二维码联系我们



Chimeric Antigen Receptor T-Cell Therapies for Cancer

A Practical Guide

Edited by : **Daniel W. Lee** and **Nirali N. Shah**, Lasker Clinical Research Scholar, Pediatric Oncology Branch, National Cancer Institute, Bethesda, Maryland, United States

ISBN: 978-0-323-66181-2

EDITION: 1

PUB DATE: December 20198

FORMAT: Paperback


Timely guidance on this fast-changing area in cancer therapy

DESCRIPTION

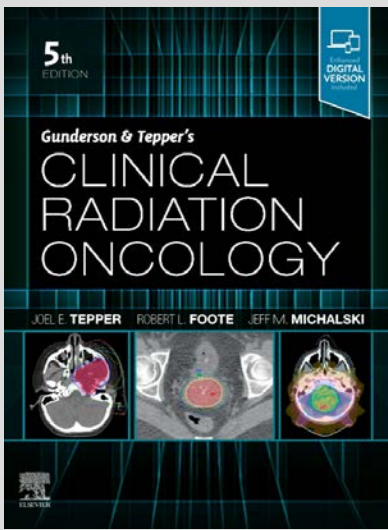
From patient referral to post-therapy management, *Chimeric Antigen Receptor (CAR) T-Cell Therapies for Cancer: A Practical Guide* presents a comprehensive view of CAR modified T-cells in a concise and practical format. Providing authoritative guidance on the implementation and management of CAR T-cell therapy from Drs. Daniel W. Lee and Nirali N. Shah, this clinical resource keeps you up to date on the latest developments in this rapidly evolving area.



<https://elsevier.wjx.cn/jq/45789358.aspx>



如您需要购买或咨询书籍信息，请扫描二维码联系我们



Clinical Radiation Oncology

Joel E. Tepper, MD, Hector MacLean Distinguished Professor of Cancer Research, Department of Radiation Oncology, University of North Carolina Lineberger Comprehensive Cancer Center, University of North Carolina School of Medicine, Chapel Hill, North Carolina

ISBN: 978-0-323-67246-7

EDITION: 5

PREVIOUS ISBN: 9780323240987

PUB DATE: February 2020

FORMAT: Hardback


Complete coverage of this fast-moving field, ideal for today's multidisciplinary radiation oncology team

DESCRIPTION


A comprehensive, multidisciplinary resource for the entire radiation oncology team, *Gunderson & Tepper's Clinical Radiation Oncology, 5th Edition*, thoroughly covers all aspects of this complex and dynamic field. **Concise, templated chapters** cover the basic biology of oncologic disease processes as well as updated treatment algorithms, the latest clinical guidelines, and state-of-the-art techniques and modalities. **More than 1,000 images**—detailed anatomy drawings, radiographic images, and more—provide outstanding visual support for every area of the text.



<https://elsevier.wjx.cn/jq/45789358.aspx>



如您需要购买或咨询书籍信息，请扫描二维码联系我们



Core Curriculum for Oncology Nursing

ONS; Edited by **Jeannine Brant**, PhD, APRN, AOCN, Oncology Clinical Nurse Specialist and Nurse Scientist, Billings Clinic, Billings, Montana

ISBN: 978-0-323-59545-2

EDITION: 6

PREVIOUS ISBN: 9781455776269

PUB DATE: October 2019

FORMAT: Paperback

Choose the only review book for the OCN® Examination developed in collaboration with the Oncology Nursing Society

KEY FEATURES


- This **definitive study resource for the OCN® Examination** is the only such resource developed in collaboration with and **endorsed by the Oncology Nursing Society**.
- **Coverage of the entire scope of oncology care** includes quality of life, protective mechanisms, gastrointestinal and urinary function, cardiopulmonary function, oncologic emergencies, the scientific basis for practice, health promotion, and professional performance.
- **Consistent outline format** provides a quick-reference review that begins with theory and continues through the steps of the nursing process.
- **Emphasis on QSEN competencies** is designed to reduce errors, with a focus on safety and evidence-based practice including *Safety Alerts* for cancer chemotherapy drugs.
- **Updates on cancer treatment and related nursing care** include the most current and accurate information, preparing you for the OCN exam and for enhanced clinical practice.

DESCRIPTION


The only OCN® Exam review developed in collaboration with the Oncology Nursing Society (ONS), the **Core Curriculum for Oncology Nursing, 6th Edition** is the must-have OCN® certification review resources. This essential guide covers the entire scope of practice for oncology nursing and reflects important changes in the dynamic field of cancer treatment and care. The thoroughly revised sixth edition follows the latest test blueprint for the OCN® Exam and is presented in a streamlined outline format to help you focus on the most important information. Recognized as the definitive resource for concepts and practice in oncology nursing, this is the #1 review tool when preparing for OCN® certification!



<https://elsevier.wjx.cn/jq/45789358.aspx>



如您需要购买或咨询书籍信息，请扫描二维码联系我们



Kanski's Clinical Ophthalmology

A Systematic Approach

John Salmon, MD, FRCS, FRCOphth, Consultant Ophthalmic Surgeon, Oxford Eye Hospital, Oxford, UK

ISBN: 978-0-7020-7711-1

EDITION: 9

PREVIOUS ISBN: 9780702055720

PUB DATE: December 2019

FORMAT: Hardback


Trusted clinical guidance in an effective format for reference, retention, and recall

DESCRIPTION


Through eight outstanding editions, *Kanski's Clinical Ophthalmology* has been the classic specialty textbook, providing the perfect ophthalmology foundation for trainees and a valuable reference source for experienced practitioners. Building on the previous edition by Dr. Brad Bowling, Dr. John Salmon from Oxford University has comprehensively revised the textbook. The 9th Edition retains Dr. Kanski's **highly effective format of succinct text and visually dynamic presentation**, providing authoritative, focused guidance on the diagnosis and management of ophthalmic disorders. **Extremely well organized and comprehensive in scope**, this visually stunning book reflects the latest advances in the field, facilitating quick comprehension to enhance learning, aid exam preparation and guide clinical practice. As a general ophthalmic textbook, this is the gold standard.



<https://elsevier.wjx.cn/jq/45789358.aspx>



如您需要购买或咨询书籍信息，请扫描二维码联系我们



Green's Skeletal Trauma in Children

Gregory A Mencio, MD, Neil E Green, Professor and Vice Chairman, Vanderbilt Department of Orthopaedics, Chief, Pediatric Orthopaedics, Monroe Carell Jr Children's Hospital at Vanderbilt, Nashville, Tennessee

ISBN: 978-0-323-61336-1

EDITION: 6

PREVIOUS ISBN: 9780323187732

PUB DATE: December 2019

FORMAT: Hardback


Masterful guidance from the most trusted global authorities in pediatric musculoskeletal trauma care

DESCRIPTION


Long considered the **"go-to" reference** for orthopaedic trauma surgeons and pediatric orthopaedic trauma surgeons, *Green's Skeletal Trauma in Children* provides comprehensive, practical guidance on the management of traumatic musculoskeletal injuries in children and adolescents. The fully revised 6th Edition covers **the latest techniques, procedures, outcomes measures, pearls and pitfalls, and rehabilitation advice** for the modern management and understanding of skeletal trauma in children – all provided by "who's who" list of pediatric orthopaedic trauma experts.



<https://elsevier.wjx.cn/jq/45789358.aspx>



如您需要购买或咨询书籍信息，请扫描二维码联系我们



Miller's Review of Orthopaedics

Mark D. Miller, MD, S. Ward Casscells Professor, Department of Orthopaedics, University of Virginia, Charlottesville, Virginia and **Stephen R. Thompson**, MD, MEd, FRCSC, Cooperating Associate Professor of Sports Medicine, University of Maine, Medical Director, EMMC Sports Health, Deputy Editor, The Journal of Bone and Joint Surgery, Eastern Maine Medical Center Bangor, Maine; Cofounder and Codirector, Miller Review Course Part II, Denver, Colorado

ISBN: 978-0-323-60978-4

EDITION: 8

PREVIOUS ISBN: 9780323355179

PUB DATE: October 2019

FORMAT: Paperback


The #1 review tool in the field

DESCRIPTION


Miller's Review of Orthopaedics has long been considered the go-to certification and recertification review guide for every orthopaedic resident, fellow, and surgeon – and the 8th Edition has been **fully revised to efficiently and effectively prepare you for exam success**. Drs. Mark D. Miller and Stephen R. Thompson, along with expert contributors in the field, ensure that this bestselling review tool provides you with **maximum knowledge in the least amount of time**, keeping you up to date with the latest medical advances and helping you improve the safety, effectiveness, and efficiency of your practice.



<https://elsevier.wjx.cn/jq/45789358.aspx>



如您需要购买或咨询书籍信息，请扫描二维码联系我们



Operative Techniques: Orthopaedic Trauma Surgery

Emil Schemitsch, Professor, University of Toronto, Department of Orthopaedic Surgery, Toronto, Canada. and **Michael D. McKee**

ISBN: 978-0-323-50888-9

EDITION: 2

PREVIOUS ISBN: 9781416049357,

PUB DATE: September 2019

FORMAT: Hardback

Step-by-step, multimedia guidance to perfect your surgical technique


A Volume in the Operative Techniques

DESCRIPTION

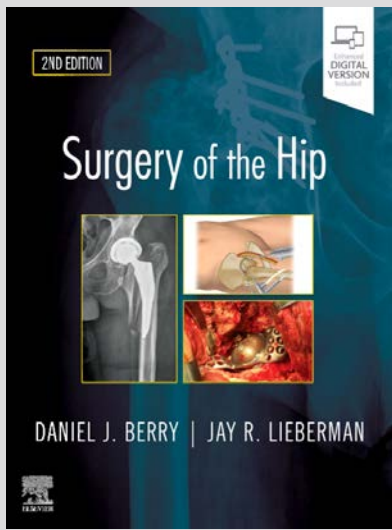
Part of the practical, highly illustrated *Operative Techniques* series, this fully revised book from Drs. Emil H. Schemitsch and Michael D. McKee brings you up to speed with **must-know surgical techniques** in today's technically demanding orthopaedic trauma surgery. **Step-by-step, evidence-based guidance** walks you through both common and unique cases you're likely to see in your practice, including upper extremity, lower extremity, spine, pelvis, and acetabulum trauma. Practical features such as **pearls of wisdom, key points, and potential pitfalls** detailed by the authors in order to successfully manage patients with complex fracture patterns have all been reinforced in this new edition.



<https://elsevier.wjx.cn/jq/45789358.aspx>



如您需要购买或咨询书籍信息，请扫描二维码联系我们



Surgery of the Hip

Daniel J. Berry, MD, Professor, Department of Orthopedics, Mayo Clinic, Rochester, Minnesota and **Jay Lieberman**, MD, University of Connecticut Health Center, Department of Orthopaedic Surgery

ISBN: 978-0-323-55464-0

EDITION: 2

PREVIOUS ISBN: 9780443069918

PUB DATE: November 2019

FORMAT: Hardback


The definitive guide to hip surgery from the experts who know it best

DESCRIPTION

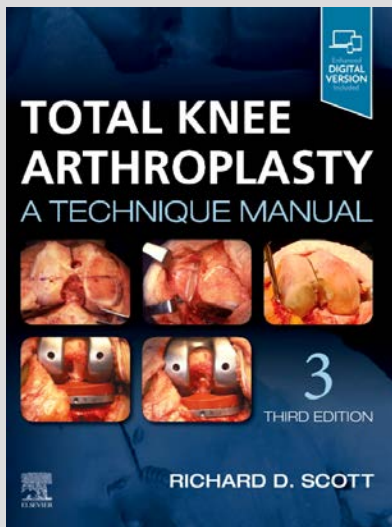
Offering **authoritative, comprehensive coverage of hip surgery**, the 2nd Edition of *Surgery of the Hip* is the definitive guide to hip replacement, other open and arthroscopic surgical procedures, and surgical and nonsurgical management of the hip across the lifespan. Modeled after *Insall & Scott Surgery of the Knee*, it keeps you fully up to date with **the latest research, techniques, tools, and implants**, enabling you to **offer both adults and children the best possible outcomes**. Detailed guidance from expert surgeons assists you with your toughest clinical challenges, including total hip arthroplasty, pediatric hip surgery, trauma, and hip tumor surgery.



<https://elsevier.wjx.cn/jq/45789358.aspx>



如您需要购买或咨询书籍信息，请扫描二维码联系我们



Total Knee Arthroplasty

A Technique Manual

Richard D. Scott, MD, Professor of Orthopaedic Surgery, Emeritus, Harvard Medical School, Boston, MA, USA

ISBN: 978-0-323-71065-7

EDITION: 3

PREVIOUS ISBN: 9780323286633

PUB DATE: October 2019

FORMAT: Hardback


Procedural guidance, practical tips, and personal advice from an expert in TKA

DESCRIPTION


An invaluable guide for orthopaedic surgeons at all levels of experience, *Total Knee Arthroplasty, 3rd Edition*, takes a **practical, authoritative approach to this widely performed procedure**. Dr. Richard Scott, co-designer of the Total Knee System, walks you step by step through a wide range of surgical scenarios, offering **consistent, readable coverage of the techniques you need to know**. A user-friendly index, hundreds of detailed, full-color illustrations and photographs, and bulleted summaries make information easy to find and put to use in practice.



<https://elsevier.wjx.cn/jq/45789358.aspx>



如您需要购买或咨询书籍信息，请扫描二维码联系我们



Surgery of the Salivary Glands

Robert L. Witt, MD, Professor of Otolaryngology- Head and Neck Surgery, Director, Thomas Jefferson University; Head and Neck Multidisciplinary Clinic Helen Graham Cancer Center, Christiana Care, Newark Delaware

ISBN: 978-0-323-67236-8

EDITION: 1

PUB DATE: January 2020

FORMAT: Hardback


Comprehensive, highly visual coverage from international experts in salivary gland surgery

DESCRIPTION

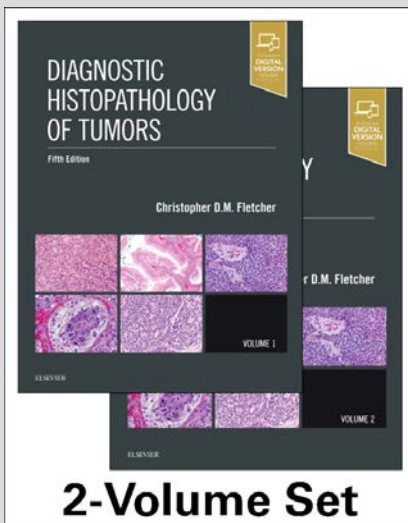
Offering unparalleled coverage of this key area, *Surgery of the Salivary Glands* provides **an in-depth, authoritative review of salivary gland disease and treatment**. International experts from otolaryngology-head and neck surgery, oral and maxillofacial surgery, and many other disciplines discuss all aspects of surgery and medicine, including anatomy, physiology, histology, pathology, imaging, sialendoscopy, and tumor surgery. Both in print and on video, **this innovative, superbly illustrated reference is an ideal resource** for physicians in residency or fellowship training, in clinical practice or in academic medicine.



<https://elsevier.wjx.cn/jq/45789358.aspx>



如您需要购买或咨询书籍信息，请扫描二维码联系我们



Diagnostic Histopathology of Tumors, 2 Volume Set

Christopher D. M. Fletcher, MD, FRCPath, Vice Chair, Anatomic Pathology, Brigham and Women's Hospital; Chief of Onco-Pathology, Dana-Farber Cancer Institute; Professor of Pathology, Harvard Medical School, Boston, Massachusetts

ISBN: 978-0-323-42860-6

EDITION: 5

PREVIOUS ISBN: 9781437715347

PUB DATE: January 2020

FORMAT: Hardback

Up-to-date, advanced diagnostic guidance from a leader in the field


Confidently evaluate and interpret specimens with guidance from a leader in the field

DESCRIPTION


Known for its **clear writing style, easy-to-navigate format, and authoritative coverage** of tumor pathology, Dr. Christopher Fletcher's *Diagnostic Histopathology of Tumors, 5th Edition*, remains your go-to source for accurate, efficient evaluation and interpretation of histopathology specimens. This highly regarded reference provides **superbly illustrated information on pathogenesis, diagnostic criteria, molecular/cytogenetic findings, and prognosis** on the neoplastic diseases most likely to be encountered by general surgical pathologists, and helps you stay current with **the latest diagnostic tumor markers** to assist in daily sign-out.



<https://elsevier.wjx.cn/jq/45789358.aspx>



如您需要购买或咨询书籍信息，请扫描二维码联系我们



Diagnostic Pathology: Familial Cancer Syndromes

Vania Nosé, MD, PhD, Associate Chief of Pathology, Director of Anatomic and Molecular Pathology, Massachusetts General Hospital, Professor of Pathology, Harvard Medical School, Boston, Massachusetts

ISBN: 978-0-323-71204-0

EDITION: 2

PUB DATE: February 2020

FORMAT: Hardback

The latest findings in recognizing and treating genetic cancer syndromes


A Volume in the Diagnostic Pathology

DESCRIPTION

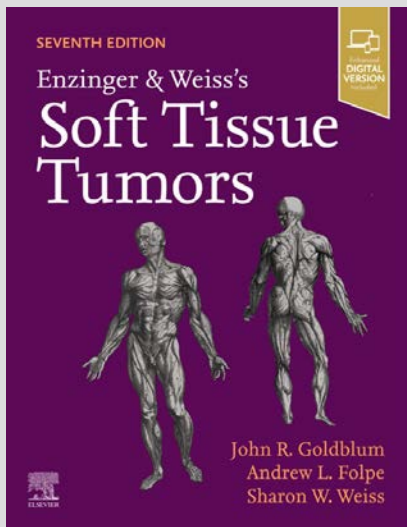
This expert volume in the *Diagnostic Pathology* series is an **excellent point-of-care resource for practitioners at all levels of experience and training**. Physicians should have the knowledge derived from morphological findings to identify the likelihood of a cancer patient having an additional underlying familial syndrome—and to decide if that patient should undergo molecular genetic evaluation. This volume is specifically designed to help pathologists, oncologists, and other physicians who diagnose and treat cancer to recognize syndromes and syndrome-associated neoplasms and advise patients and their families on the possibility of a familial syndrome and their risk of developing other tumors. *Diagnostic Pathology: Familial Cancer Syndromes*, second edition, is **an easy-to-use, one-stop reference for information on hereditary cancer syndromes**, including differential diagnosis and management, that offers a **templated, highly formatted design; concise, bulleted text; and superior color images throughout**.



<https://elsevier.wjx.cn/jq/45789358.aspx>



如您需要购买或咨询书籍信息，请扫描二维码联系我们



Enzinger and Weiss's Soft Tissue Tumors

John R. Goldblum, MD, FCAP, FASCP, FAGC, Chairman of Pathology, Cleveland Clinic; Professor of Pathology, Cleveland Clinic Lerner College of Medicine, Cleveland, Ohio; **Sharon W. Weiss**, MD, Professor of Pathology and Laboratory Medicine, Associate Dean for Faculty Affairs, Emory University School of Medicine, Atlanta, GA and **Andrew L. Folpe**, MD, Professor of Laboratory Medicine and Pathology, Director, Bone and Soft Tissue Pathology Fellowship, College of Medicine, Mayo Clinic, Rochester, MN

ISBN: 978-0-323-61096-4

EDITION: 7

PREVIOUS ISBN: 9780323088343

PUB DATE: November 2019

FORMAT: Hardback


Consult the gold standard text for accurate, efficient diagnoses of challenging tumors

DESCRIPTION

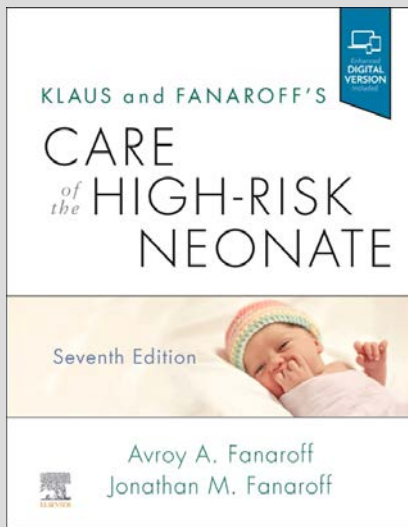
Since its first publication more than 35 years ago, *Enzinger and Weiss's Soft Tissue Tumors* has established itself as **the most comprehensive and authoritative reference available on soft tissue pathology**. The 7th Edition from Drs. John R. Goldblum, Andrew L. Folpe, and Sharon W. Weiss, continues this tradition with detailed, well-written, logically organized coverage of the full spectrum of these often difficult and challenging tumors. It offers **clear guidance to practicing and trainee pathologists** on diagnosis of tumors by microscopy, immunohistochemistry, and molecular genetics, as well as a significant amount of clinically significant information of interest to the clinicians who most frequently see these diseases – dermatologists, orthopaedists, and oncologists.



<https://elsevier.wjx.cn/jq/45789358.aspx>



如您需要购买或咨询书籍信息，请扫描二维码联系我们



Klaus and Fanaroff's Care of the High-Risk Neonate

Avroy A. Fanaroff, MB, FRCPE, FRCPCH, Emeritus Professor, Pediatrics and Reproductive Biology, Case Western Reserve University School of Medicine; Emeritus Eliza Henry Barnes Chair in Neonatology, Rainbow Babies and Children's Hospital, Cleveland, Ohio and **Jonathan M Fanaroff**, MD, JD, FAAP,, Division of Neonatology, Co-Director of the Neonatal Intensive Care Unit and Director of the Rainbow Center for Pediatric Ethics at University Hospitals Rainbow Babies & Children's Hospital; Associate Professor, Pediatrics, Case Western Reserve University School of Medicine.

ISBN: 978-0-323-60854-1

EDITION: 7

PREVIOUS ISBN: 9781416040019

PUB DATE: September 2019

FORMAT: Hardback


Setting the standard for the care of high-risk patients in the NICU

DESCRIPTION


Trusted by neonatologists for more than 40 years, *Klaus and Fanaroff's Care of the High-Risk Neonate* provides unique, authoritative coverage of technological and medical advances in this challenging field, and includes **personal and practical editorial comments** that are the hallmark of this renowned text. The 7th Edition helps you take advantage of **recent advances in the NICU that have improved patient care, outcomes, and quality of life**, with new coverage of genetics and imaging, new cases and commentary throughout, new contributors, and much more.



<https://elsevier.wjx.cn/jq/45789358.aspx>



如您需要购买或咨询书籍信息，请扫描二维码联系我们



Pediatric Hand Therapy

Edited by : **Joshua M. Abzug**; **Scott H. Kozin**, MD, Professor, Department of Orthopaedic Surgery, Temple University School of Medicine, Chief of Staff, Shriners Hospitals for Children, Philadelphia, Pennsylvania and **Rebecca Neiduski**

ISBN: 978-0-323-53091-0

EDITION: 1

PUB DATE: November 2019

FORMAT: Paperback

Stay up to date with all aspects of pediatric hand therapy

KEY FEATURES


- Covers a range of musculoskeletal conditions, including: congenital disorders, joint disorders, neuromuscular disorders, sports-related injuries, and trauma.
- Includes supporting background information, including an overview of embryology, intrauterine diagnosis, and physical functional development.
- Covers complementary, practical, and clinical approaches, including orthotic intervention and prosthetics.
- Editors and contributors represent orthopaedic surgeons and members of the rehabilitation care team for a well-rounded perspective.

DESCRIPTION

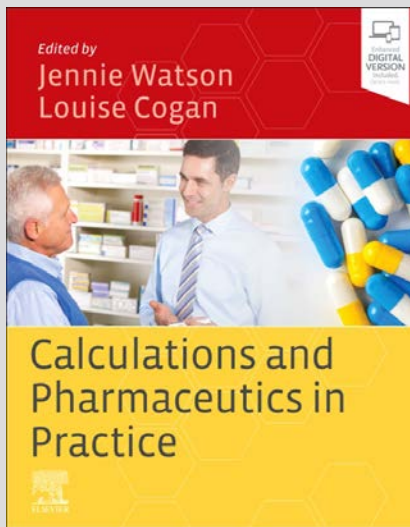
Get a quick, expert overview of optimal therapeutic interventions for pediatric patients with musculoskeletal conditions of the hand. This concise resource by Drs. Joshua Abzug, Scott Kozin, and Rebecca Neiduski offers practical recommendations and guidelines along with key background information, for a well-rounded, concise perspective on hand therapy for children. You'll benefit from the knowledge and experience of orthopaedic surgeons and other members of the rehabilitation care team who provide a real-world, multidisciplinary approach to this complex field.



<https://elsevier.wjx.cn/jq/45789358.aspx>



如您需要购买或咨询书籍信息，请扫描二维码联系我们



Calculations and Pharmaceutics in Practice

Edited by : **Jennie Watson**, BSc (Hons), PG ClinDip, PGCert (LTHE), FFRPS, MRPharmS, FHEA, Boots Teacher Practitioner, School of Pharmacy and Biomedical Sciences, University of Central Lancashire, Preston, UK and **Louise Siobhan Cogan**, BSc (Hons), PG Dip, PGCert (LTHE), PG Cert (Research and Evaluation) MRPharmS, FHEA, Senior Lecturer, School of Pharmacy and Biomedical Sciences, University of Central Lancashire, Preston, UK

ISBN: 978-0-7020-7439-4

EDITION: 1

PUB DATE: October 2019

FORMAT: Paperback

KEY FEATURES


- Each chapter begins with Study Points and ends with Key Points to reinforce learning.
- Appendices include medical abbreviations, Latin terms and abbreviations, systems of weights and measurements and presentation skills.
- Some chapters also carry self-assessment questions for more complex areas of pharmaceutical practice.

DESCRIPTION


This new book is derived from its parent volume *Pharmacy Practice* and is a succinct, focused guide to pharmaceutical preparations and calculations. Covering everything from calculations to routes of administration dosage forms, it provides pharmacy students with everything they need to know about the maths and methodologies essential to good exam preparation and the safe, effective practice of pharmacy.



<https://elsevier.wjx.cn/jq/45789358.aspx>



如您需要购买或咨询书籍信息，请扫描二维码联系我们



Pharmacy Practice

Edited by : **Jennie Watson**, BSc, PG ClinDip, PGCert (LTHE), FFRPS, MRPharmS, FHEA, Boots Teacher Practitioner, School of Pharmacy and Biomedical Sciences, University of Central Lancashire, Preston, UK and **Louise Siobhan Cogan**, BSc, PG Dip, PGCert (LTHE), PG Cert (Research and Evaluation) MRPharmS, FHEA, Senior Lecturer, School of Pharmacy and Biomedical Sciences, University of Central Lancashire, Preston, UK

ISBN: 978-0-7020-7430-1

EDITION: 6

PREVIOUS ISBN: 9780702051432

PUB DATE: August 2019

FORMAT: Paperback

From customer reviews of the previous edition:

'A great book. Everything is well organised and easy to understand. Covers all topics an undergraduate pharmacy student would need ... useful for a practising pharmacist too.'

'This is an excellent introduction to pharmacy practice. It is an excellent read. Very well worth buying if you are a pharmacist or chemist.'

'I'm a final year medical student and found this great for all those learning outcomes that are really difficult to find. Things like details on the yellow card scheme and MHRA that I'd previously spent hours searching for - a concise, clear explanation of can be found here. There are also useful things like consent, capacity, health-behaviour models, prescription writing, controlled drugs and homeopathy information ... mops up the learning outcomes that most other books don't cover... I've used it most for the practise drugs calculations as we have formatives on these and end of year OSCEs too!'

KEY FEATURES


- Each chapter begins with Study Points and ends with Key Points to reinforce learning.
- Appendices include medical abbreviations, Latin terms and abbreviations, systems of weights and measurements and presentation skills.
- Some chapters also carry self-assessment questions for more complex areas of pharmaceutical practice.

DESCRIPTION


The sixth edition of *PharmacyPractice* brings the contents completely up to date, reflecting emerging new roles for pharmacists both within the traditional employment areas of hospital and community pharmacy, as well as other developing roles supporting the public health agenda, governance, risk management, prescribing and pharmaco-economics.



<https://elsevier.wjx.cn/jq/45789358.aspx>



如您需要购买或咨询书籍信息，请扫描二维码联系我们



Textbook of Remedial Massage

Sandra Grace, PhD, MSc(Chiro), Grad Cert Sports Chiro, Cert Clinical Chiro Paediatrics, Dip Acup, DBM, DO, DC, Dip Ed, BA, Senior Lecturer in Osteopathic Medicine, Southern Cross University Adjunct Research Associate, The Education for Practice Institute, Charles Sturt University and **Jane Graves**

ISBN: 978-0-7295-4334-7

EDITION: 2

PREVIOUS ISBN: 9780729539692

PUB DATE: October 2019

FORMAT: Paperback

Expert instruction in commonly used and highly valued remedial massage techniques

DESCRIPTION


Textbook of Remedial Massage 2e is a comprehensive and practical book for students and practitioners of remedial massage.

Written by Sandra Grace and Jane Graves, the text provides expert instruction in commonly used and highly valued remedial massage techniques, including trigger points, muscle stretching and myofascial release. Each technique is accompanied by:


- step-by-step illustrations and photographs
- physiological principles
- current evidence of efficacy
- contraindications and precautions



<https://elsevier.wjx.cn/jq/45789358.aspx>



如您需要购买或咨询书籍信息，请扫描二维码联系我们



Atlas of Facial Implants

Michael J. Yaremchuk, MD, Professor of Surgery, Division of Plastic and Reconstructive Surgery, Harvard Medical School, Massachusetts General Hospital, Boston, MA

ISBN: 978-0-323-62476-3

EDITION: 2

PREVIOUS ISBN: 9781416002673

PUB DATE: October 2019

FORMAT: Hardback


Achieve optimal outcomes with the latest advances in facial implant surgery

DESCRIPTION

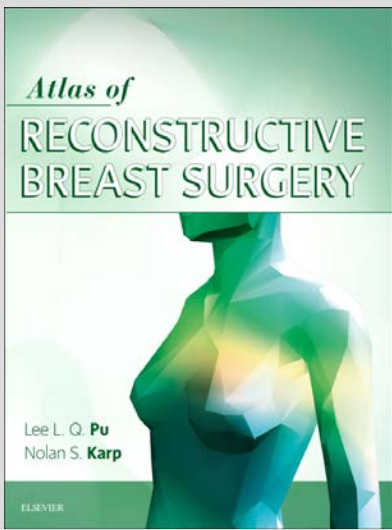
Over the past decade, **tremendous innovations in technology, clinical applications, and implant design** have transformed the field of facial implant surgery, leading to improved outcomes and greater patient satisfaction. The highly anticipated 2nd Edition of *Atlas of Facial Implants*, led by renowned plastic surgeon Dr. Michael J. Yaremchuk, brings you fully up to date with these changes, offering **authoritative coverage of both aesthetic and reconstructive applications** of alloplastic implants for recontouring the craniofacial skeleton.



<https://elsevier.wjx.cn/jq/45789358.aspx>



如您需要购买或咨询书籍信息，请扫描二维码联系我们



Atlas of Reconstructive Breast Surgery

Lee L.Q. Pu, MD, PhD, Professor of Surgery, Division of Plastic Surgery, University of California, Davis, UC Davis Medical Center and Nolan S Karp, Associate Professor of Plastic Surgery

ISBN: 978-0-323-51114-8

EDITION: 1

PUB DATE: September 2019

FORMAT: Hardback


Complete, highly visual coverage of this rapidly advancing field

DESCRIPTION

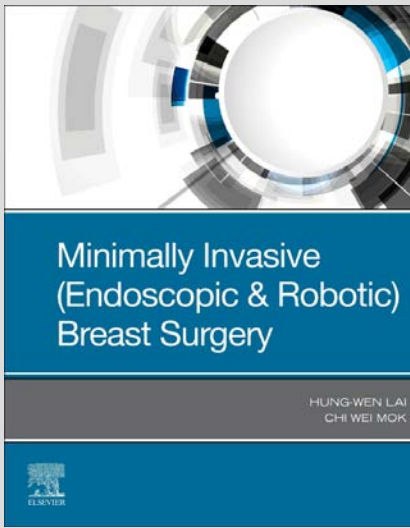
Concise, practical, and highly illustrated, *Atlas of Reconstructive Breast Surgery* focuses exclusively on non-cosmetic procedures performed due to cancer, accidents, or congenital defects of the breast. Covering **both autologous and implant-based reconstruction techniques**, this uniquely comprehensive reference provides **step-by-step visual guidance** on correcting dysfunctional areas and repairing defects to restore normal appearance and function.



<https://elsevier.wjx.cn/jq/45789358.aspx>



如您需要购买或咨询书籍信息，请扫描二维码联系我们



Minimally Invasive (Endoscopic & Robotic) Breast Surgery

Chi Wei Mok, MBBS MMED (Surg) (NUS) FRCSEd, Associate Consultant, Division of Breast Surgery, Department of General Surgery, Changi General Hospital, Singapore and **Hung-Wen Lai**, Division of General Surgery, Department of Surgery

ISBN: 978-0-323-73405-9

EDITION: 1

PUB DATE: December 2019

FORMAT: Paperback


Minimally Invasive (Endoscopic & Robotic) Breast Surgery by Dr Chi-Wei Mok and Dr Hung-Wen Lai provides the latest in cutting edge surgical techniques for breast surgery

KEY FEATURES

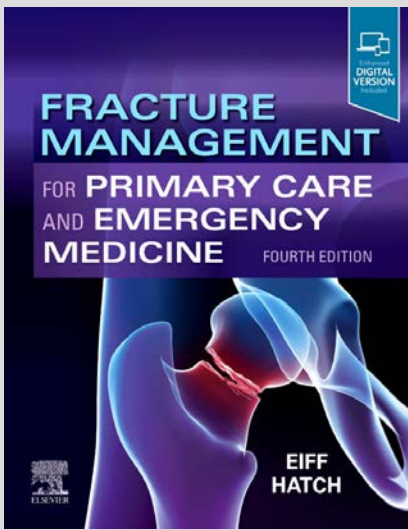
- Clinical cases provide a visual resource of surgical options
- Easy to follow format shows step by step each technique



<https://elsevier.wjx.cn/jq/45789358.aspx>



如您需要购买或咨询书籍信息，请扫描二维码联系我们



Fracture Management for Primary Care and Emergency Medicine

M. Patrice Eiff, MD, Professor Emerita, Department of Family Medicine, Oregon Health and Science University, Portland, OR, USA and **Robert L. Hatch**, MD, MPH, Professor, Department of Community Health and Family Medicine, University of Florida, Gainesville, FL, USA

ISBN: 978-0-323-49634-6

EDITION: 4

PREVIOUS ISBN: 9781437704280

PUB DATE: December 2019

FORMAT: Paperback


Know how to treat and when to refer your patients with fractures

DESCRIPTION

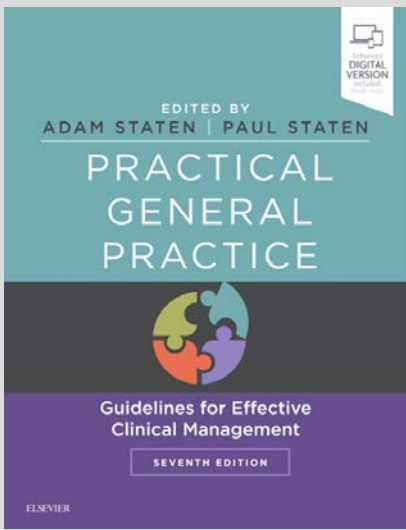
Evaluate and treat common fractures and **know when to refer** uncommon ones to a specialist. This quick, practical resource presents **detailed illustrations, video**, and current best evidence for imaging and treating fractures so you can **make accurate identifications and manage patients with confidence**.



<https://elsevier.wjx.cn/jq/45789358.aspx>



如您需要购买或咨询书籍信息，请扫描二维码联系我们



Practical General Practice

Guidelines for Effective Clinical Management

Edited by : **Adam Peter Staten**, MA (cantab), MBBS (London), MRCP (UK), DRCOG DMCC, General Practitioner, Red House Surgery, Milton Keynes, UK and **Paul Staten**, DRCOG, MA, MBBS (1979), MRCPGP , General Practitioner, The Red House Surgery, Milton Keynes, UK.

ISBN: 978-0-7020-5552-2

EDITION: 7

PREVIOUS ISBN: 9780702030536

PUB DATE: August 2019

FORMAT: Paperback

KEY FEATURES

- Bullet points for action which give the GP an immediate summary of the issues that must be covered in the consultation.
- Bullet points of the key evidence which justifies those recommendations.
- All chapters thoroughly revised, to reflect changes in the evidence, and in major guidelines, since the last edition.
- NNT values provided when available
- Appendices give the latest guidelines for management of various clinical conditions in general practice.


DESCRIPTION

Practical General Practice is a highly practical manual, specifically designed for use during the consultation process. Containing over 1000 conditions, the unique underlying structure of the book allows the GP to see immediately what treatment is recommended and why. All recommendations are highly specific - giving a firm guide to the GP during the consultation process rather than a list of possibilities that the GP might wish to consider.

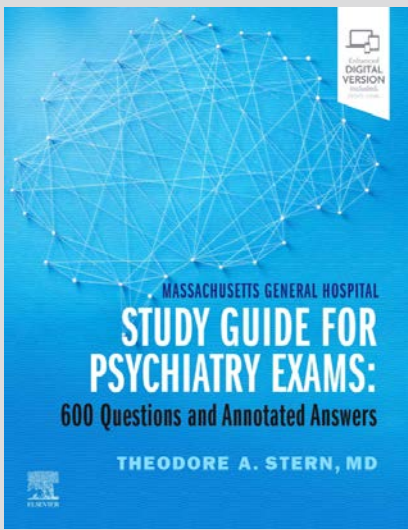
It is thirty years since the first edition of this textbook was published. Since then there have been five editions, a wealth of new research and numerous new guidelines to improve the practice of evidence-based medicine. The seventh edition brings *Practical General Practice* right up to date with more robust guidance than has ever previously been possible.



<https://elsevier.wjx.cn/jq/45789358.aspx>



如您需要购买或咨询书籍信息，请扫描二维码联系我们



Massachusetts General Hospital Study Guide for Psychiatry Exams

600 Questions and Annotated Answers

Theodore A. Stern, MD, Chief, Avery D. Wiesman Psychiatry Consultation Service, Massachusetts General Hospital, Director, Office for Clinician Careers, Massachusetts General Hospital, Ned H. Cassem Professor of Psychiatry in the Field of Psychosomatic Medicine/Consultation, Harvard Medical School, Boston, MA

ISBN: 978-0-323-73296-3

EDITION: 1

PUB DATE: February 2020

FORMAT: Paperback

Aim for first-time exam success with hundreds of up-to-date review questions in psychiatry


"Over the years, I have read several editions of Dr. Stern's *Psychiatry Update & Board Preparation* to study for shelf exams, PRITEs, board exams, and board recertification. This new *Study Guide for Psychiatry Exams* is an incredibly useful companion to the *MGH Comprehensive Clinical Psychiatry, 2e*, providing hundreds of new board-style questions. The annotated answers are exceptionally detailed. In many cases, one can learn as much (or more) from reading explanations about the incorrect choices as the correct ones. The preparing student who works this study guide in conjunction with the *Psychiatry Update* can expect to pass board certification and recertification...and pass comfortably." -- Jonathan Stevens, MD MPH, Baylor College of Medicine

DESCRIPTION

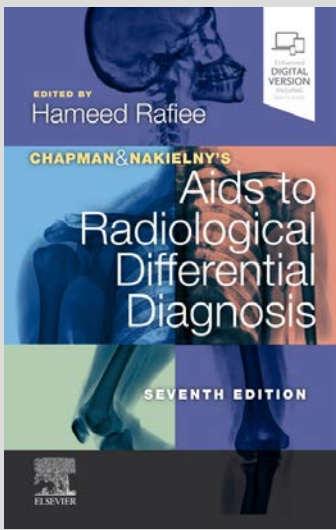
Prepare for **success on your board and shelf exams** with the all-new *Massachusetts General Hospital Study Guide for Psychiatry Exams*. Based on the popular and authoritative *Massachusetts General Hospital Comprehensive Clinical Psychiatry, 2nd Edition*, this practical review tool contains 600 questions with annotated answers, offered both in print and online. You'll have **convenient, flexible access to hundreds of relevant, carefully reviewed questions from MGH**—the name trusted by psychiatry residents and practicing clinicians as a leader in psychiatry information and reference.



<https://elsevier.wjx.cn/jq/45789358.aspx>



如您需要购买或咨询书籍信息，请扫描二维码联系我们



Chapman & Nakielny's Aids to Radiological Differential Diagnosis

Edited by : **Hameed Rafiee**, MBBS FRCR, Consultant Radiologist, Norfolk and Norwich University Hospitals, Norwich, UK

ISBN: 978-0-7020-7539-1

EDITION: 7

PREVIOUS ISBN: 9780702051760

PUB DATE: September 2019

FORMAT: Paperback

KEY FEATURES

- Comprehensive lists of differential diagnoses to aid effective diagnoses
- Closely aligned to the needs of current FRCR curriculum
- Brief, to the point text and clear page format allows for rapid access to key information


DESCRIPTION

Chapman & Nakielny's Aids to Radiological Differential Diagnosis is a well-loved radiology resource, used by trainees and practitioners worldwide to hone their knowledge of radiological differential diagnosis for the most commonly encountered conditions throughout the body. It is an invaluable quick-reference companion in everyday practice, as well as an essential study tool when preparing for the FRCR or similar examinations.

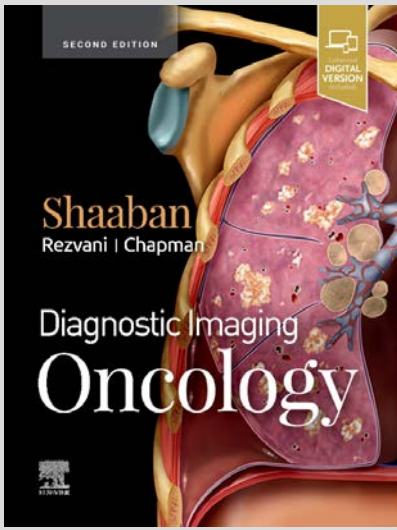
First published 35 years ago Stephen Chapman and Richard Nakielny's original aims remain as relevant today as when the book was originally conceived. However radiology has expanded rapidly in recent years and this Seventh Edition is the biggest revision this book has had in its long history with major changes incorporated into nearly every section.



<https://elsevier.wjx.cn/jq/45789358.aspx>



如您需要购买或咨询书籍信息，请扫描二维码联系我们



Diagnostic Imaging: Oncology

Akram M. Shaaban, MBBCh, Professor of Radiology, Department of Radiology and Imaging Sciences, University of Utah School of Medicine, Salt Lake City, Utah

ISBN: 978-0-323-66112-6

EDITION: 2

PREVIOUS ISBN: 9781931884839

PUB DATE: November 2019

FORMAT: Hardback

Nearly 3,000 annotated images and meticulously updated content keep you current in cancer imaging


A Volume in the Diagnostic Imaging

DESCRIPTION

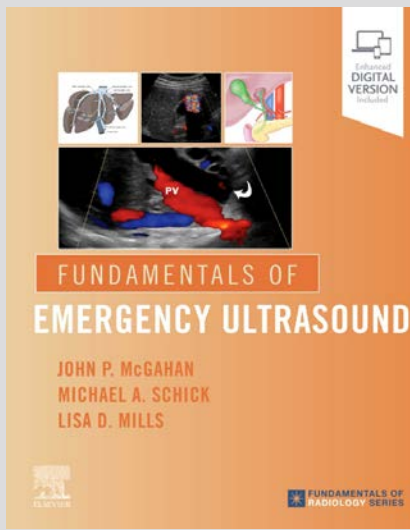
Covering the entire spectrum of this fast-changing field, *Diagnostic Imaging: Oncology*, second edition, is an invaluable resource for radiologists and surgical and medical oncologists—anyone who requires an **easily accessible, highly visual reference** covering cancer imaging and staging. A team of renowned experts in radiology, oncology, and body imaging provide carefully updated information and an abundance of high-quality images throughout, making this edition a useful learning tool as well as a handy reference for daily practice.



<https://elsevier.wjx.cn/jq/45789358.aspx>



如您需要购买或咨询书籍信息，请扫描二维码联系我们



Fundamentals of Emergency Ultrasound

John P. McGahan, MD, Department of Radiology, University of California Davis Health System, Sacramento, California ; **Michael A Schick**, DO, MD, Assistant Professor, Department of Emergency Medicine, Director of Technology Enhanced Active Learning, UC Davis Health Systems, Sacramento, California and **Lisa Mills**, MD, Director of Ultrasound Imaging and Clinical Professor, Department of Emergency Medicine, UC Davis Health Systems, Sacramento, California

ISBN: 978-0-323-59642-8

EDITION: 1

PUB DATE: December 2019

FORMAT: Paperback


Multidisciplinary ultrasound guidance for adult and pediatric emergency conditions

DESCRIPTION

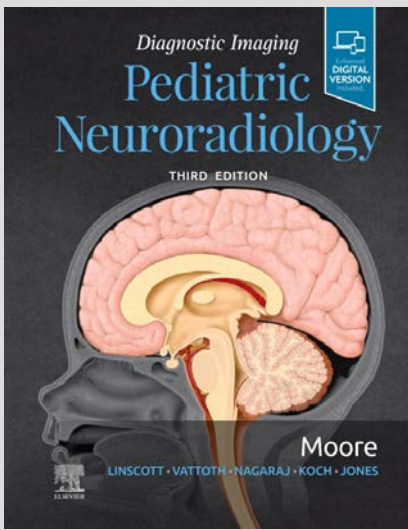
Written by a multidisciplinary group of contributors, including radiologists, emergency physicians, critical care specialists, anesthesiologists, and surgeons, *Fundamentals of Emergency Ultrasound* is a **first-of-its-kind reference** that clearly explains the many technical nuances and diagnostic skills necessary for optimal use of ultrasound in emergency settings. This concise, easy-to-read resource covers both non-invasive and invasive ultrasound-guided procedures for a wide range of **adult and pediatric trauma and non-trauma conditions**. A **practical emphasis on differential diagnosis** helps facilitate rapid diagnosis, triage, and disposition decisions in emergency situations where ultrasound can be used.



<https://elsevier.wjx.cn/jq/45789358.aspx>



如您需要购买或咨询书籍信息，请扫描二维码联系我们



Diagnostic Imaging: Pediatric Neuroradiology

Kevin R. Moore, MD, Adjunct Professor of Neuroradiology and Pediatric Radiology at Primary Children's Medical Center in affiliation with the University of Utah School of Medicine

ISBN: 978-0-323-68031-8

EDITION: 3

PREVIOUS ISBN: 9781931884853

PUB DATE: October 2019

FORMAT: Hardback

Stay up to date with recent changes in pediatric neuroradiology


A Volume in the Diagnostic Imaging

DESCRIPTION

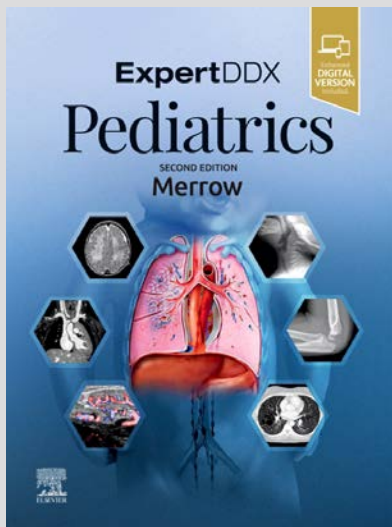
Covering the entire spectrum of this fast-changing field, *Diagnostic Imaging: Pediatric Neuroradiology*, third edition, is an invaluable resource for radiologists, child neurologists, and pediatricians—anyone who requires an **easily accessible reference** that covers **common and uncommon disorders affecting the brain, head, neck, and spine of children**. Dr. Kevin Moore and an expert author team provide carefully updated information and an abundance of high-quality images throughout, making this edition a useful learning tool as well as a handy reference source for daily practice.



<https://elsevier.wjx.cn/jq/45789358.aspx>



如您需要购买或咨询书籍信息，请扫描二维码联系我们



EXPERTddx: Pediatrics

A. Carlson Merrow, Jr., MD, FAAP, Corning Benton Chair for Radiology Education, Cincinnati Children's Hospital Medical Center, Associate Professor of Clinical Radiology, University of Cincinnati College of Medicine, Cincinnati, Ohio

ISBN: 978-0-323-68177-3

EDITION: 2

PREVIOUS ISBN: 9781931884136

PUB DATE: December 2009

FORMAT: Hardback


Fast guidance on more than 1,500 pediatric diagnoses based on imaging findings and clinical information

DESCRIPTION


Now fully revised and up to date, *ExpertDDx: Pediatrics*, second edition, quickly guides you to **the most likely differential diagnoses based on key imaging findings and clinical information**. Designed with the busy practitioner in mind, this superbly illustrated resource covers **more than 1,500 diagnoses** encountered by pediatric radiologists and their referring clinicians, discussed by **general imaging features, modality-specific findings, and clinically based indications**. The broad spectrum of coverage includes cardiac, chest, musculoskeletal, gastrointestinal, genitourinary, brain, head and neck, and spine pediatric diseases—all clearly presented to guide you through **useful, actionable differential diagnoses** that lead to definitive findings.



<https://elsevier.wjx.cn/jq/45789358.aspx>



如您需要购买或咨询书籍信息，请扫描二维码联系我们



Felson's Principles of Chest Roentgenology, A Programmed Text

A Programmed Text

Lawrence R. Goodman, MD, FAAC, Professor, Diagnostic Radiology and Pulmonary Medicine & Critical Care, Director, Cardiothoracic Imaging, Medical College of Wisconsin / Froedtert Memorial Hospital, Milwaukee, Wisconsin

ISBN: 978-0-323-62567-8

EDITION: 5

PREVIOUS ISBN: 9781455774838

PUB DATE: February 2020

FORMAT: Paperback


Take a programmed learning approach to master the many nuances of the chest x-ray

DESCRIPTION

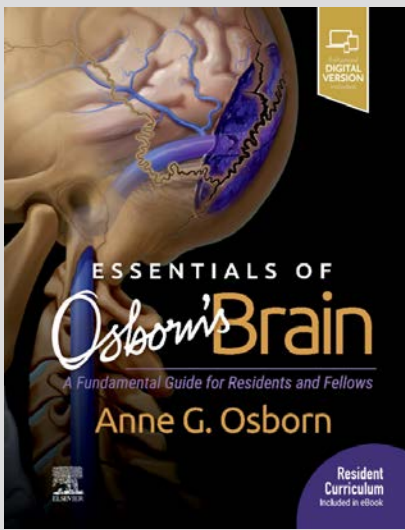
Easy to read, engaging, and highly interactive, *Felson's Principles of Chest Roentgenology: A Programmed Text, 5th Edition*, has long been the go-to learning resource for medical students, residents, radiologists, and others who order and interpret chest x-rays. It offers a **clear, self-directed tutorial** on all aspects of chest imaging, including pathologies and anatomic challenges. You'll find essential, accessible explanations of basic science, image reading and interpretation, and key terminology, along with hundreds of high-quality radiographs and interactive quizzes that have made this best-selling title **the must-have primer of chest radiology**.



<https://elsevier.wjx.cn/jq/45789358.aspx>



如您需要购买或咨询书籍信息，请扫描二维码联系我们



Essentials of Osborn's Brain

A Fundamental Guide for Residents and Fellows

Anne G. Osborn, MD, William H. and Patricia N. Child Presidential Endowed Chair Honoring Pioneering Utah Women in Medicine; Distinguished Professor of Radiology, University of Utah School of Medicine, Salt Lake City, Utah

ISBN: 978-0-323-71320-7

EDITION: 1

PUB DATE: December 2019

FORMAT: Hardback


Must-know information on neuroradiology from the leading expert in the field

DESCRIPTION

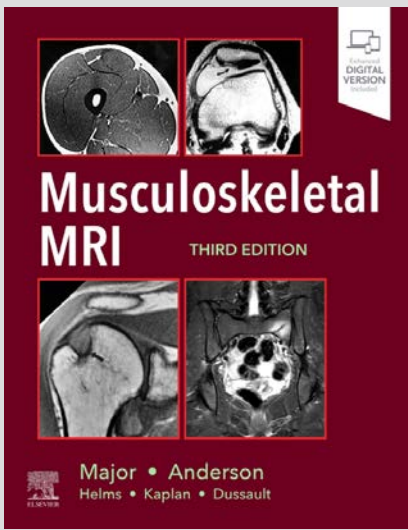
Designed to facilitate **easier understanding of a complex subject**, *Essentials of Osborn's Brain: A Fundamental Guide for Residents and Fellows* is a highly practical guide to neuroradiology by world-renowned expert Dr. Anne G. Osborn. This concise text is derived from *Osborn's Brain*, second edition, and contains the essential must-know information critical for residents and fellows in radiology, neuroradiology, and neurosurgery—all in a format that's ideal for study and daily reference.



<https://elsevier.wjx.cn/jq/45789358.aspx>



如您需要购买或咨询书籍信息，请扫描二维码联系我们



Musculoskeletal MRI

Nancy M. Major, MD, Professor of Radiology and Orthopedics, University of Colorado School of Medicine, Director of Imaging, Sports and Performance Center, Boulder, Colorado and **Mark W. Anderson**, MD, Harrison Distinguished Teaching Professor of Radiology; Chief, Musculoskeletal Imaging, Professor of Orthopaedic Surgery, University of Virginia, Charlottesville, Virginia

ISBN: 978-0-323-41560-6

EDITION: 3

PREVIOUS ISBN: 9781416055341

PUB DATE: December 2019

FORMAT: Hardback


The essential information you need to know on musculoskeletal MRI

DESCRIPTION

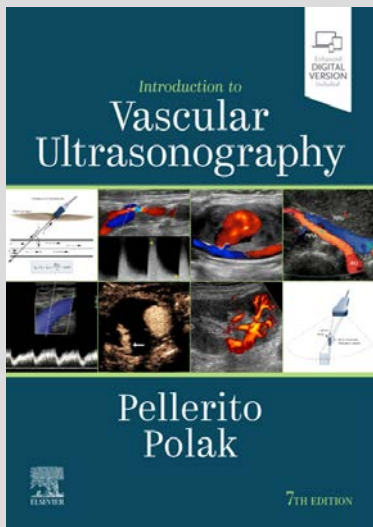
Ideal for residents, practicing radiologists, and fellows alike, this updated reference offers easy-to-understand guidance on **how to approach musculoskeletal MRI and recognize abnormalities**. Concise, to-the-point text covers MRI for the entire musculoskeletal system, presented in a highly templated format. Thoroughly revised and enhanced with full-color artwork throughout, this resource provides **just the information you need** to perform and interpret quality musculoskeletal MRI.



<https://elsevier.wjx.cn/jq/45789358.aspx>



如您需要购买或咨询书籍信息，请扫描二维码联系我们



Introduction to Vascular Ultrasonography

John Pellerito, MD, North Shore University Hospital/NYU Medical Center, Manhasset, NY and **Joseph F Polak, MD, MPH**, Professor of Radiology, Tufts University School of Medicine, Vice Chair of Business Development, Tufts Medical Center, Boston, Massachusetts; Chief of Radiology, Lemuel Shattuck Hospital, Jamaica Plain, Massachusetts

ISBN: 978-0-323-42882-8

EDITION: 7

PREVIOUS ISBN: 9781437714173

PUB DATE: November 2019

FORMAT: Hardback


The gold standard reference in arterial and venous ultrasound

DESCRIPTION

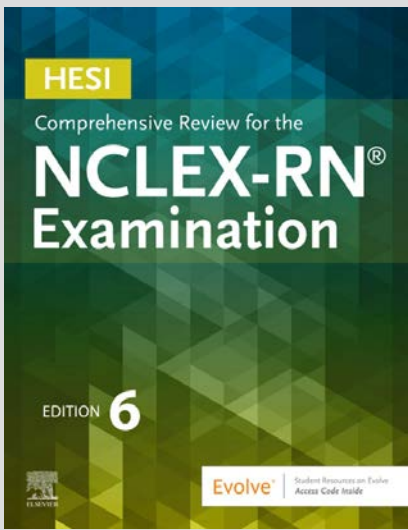
Focused content, an easy-to-read writing style, and abundant illustrations make *Introduction to Vascular Ultrasonography* the definitive reference on arterial and venous ultrasound. Trusted by radiologists, interventional radiologists, vascular and interventional fellows, residents, and sonographers through six outstanding editions, the revised 7th Edition covers **all aspects of ultrasound vascular diagnosis**, including peripheral veins and arteries, carotid and vertebral arteries, abdominal vessels, and transcranial Doppler. **Step-by-step explanations**, all highly illustrated, walk you through the full spectrum of ultrasound sonography practice, including all that's new in this quickly evolving field.



<https://elsevier.wjx.cn/jq/45789358.aspx>



如您需要购买或咨询书籍信息，请扫描二维码联系我们



HESI Comprehensive Review for the NCLEX-RN Examination

HESI

ISBN: 978-0-323-58245-2

EDITION: 6

PREVIOUS ISBN: 9780323394628

PUB DATE: November 2019

FORMAT: Paperback

Get ready to pass both the HESI exit exam and the NCLEX-RN® exam

KEY FEATURES


- **Over 900 NCLEX practice questions** on the Evolve website include alternate item formats, simulating the experience of taking the nursing school exit exam and the NCLEX-RN exam.
- **HESI Hint boxes** highlight important clinical information and concepts commonly tested on the NCLEX-RN exam.
- **Critical thinking study questions** include answers and rationales, reinforcing your understanding of key concepts and content.
- **Fill-in-the-blank and prioritizing questions** mirror the alternate item format types included on the NCLEX-RN exam.
- **Chapters organized by clinical area** make it easier to search for review topics.
- **Consistent chapter format** makes it easy to find the topics within each chapter.
- **Pharmacology tables** summarize the need-to-know drug therapy content emphasized on the NCLEX-RN exam.

DESCRIPTION


Get ready to pass both the HESI exit exam and the NCLEX-RN® exam! **HESI Comprehensive Review for the NCLEX-RN® Examination, 6th Edition** provides a complete, all-in-one review of the information you need to know. Written in an easy-to-read outline format, this study guide reviews content by concepts and clinical areas. Along the way, valuable tips from HESI help you apply principles of clinical decision-making and critical thinking. With more than 900 practice questions in both study and exam formats, the Evolve companion website lets you practice test-taking in the same electronic format you will experience on your nursing school exit exam and on the NCLEX-RN exam.



<https://elsevier.wjx.cn/jq/45789358.aspx>



如您需要购买或咨询书籍信息，请扫描二维码联系我们



Prioritization, Delegation, and Assignment

Practice Exercises for the NCLEX Examination

Linda A. LaCharity, PhD, RN, Formerly, Accelerated Program Director and Assistant Professor, College of Nursing, University of Cincinnati, Cincinnati, Ohio; **Candice K. Kumagai**, MSN, RN, Formerly, Instructor in Clinical Nursing, School of Nursing, University of Texas at Austin, Austin, Texas and **Barbara Bartz**, MN, ARNP, CCRN, Nursing Instructor, Yakima Valley Community College, Yakima, Washington

ISBN: 978-0-323-49828-9

EDITION: 4

PREVIOUS ISBN: 9780323113434

PUB DATE: December 2019

FORMAT: Paperback

Sharpen your prioritization, delegation, and assignment skills with this NCLEX exam prep resource

KEY FEATURES


- **Answer keys** offer a detailed rationale and an indication of the focus of the question to encourage formative assessment.
- **Interactive practice quizzing on Evolve** allows you to create a virtually unlimited number of practice sessions in Study Mode or Exam Mode.
- **Emphasis on the NCLEX Examination's management-of-care focus** addresses the heavy emphasis on prioritization, delegation, and patient assignment in the current NCLEX-RN® Examination.
- **Updated content throughout** matches the latest evidence-based guidelines and treatment protocols.
- **Improved navigation and usability** with color tabs on the edges of the book's pages and with answers directly following each chapter.
- **UNIQUE! Three-part organization** establishes foundational knowledge and then provides exercises of increasing difficulty to help you build confidence in your prioritization, delegation, and patient assignment skills.

DESCRIPTION

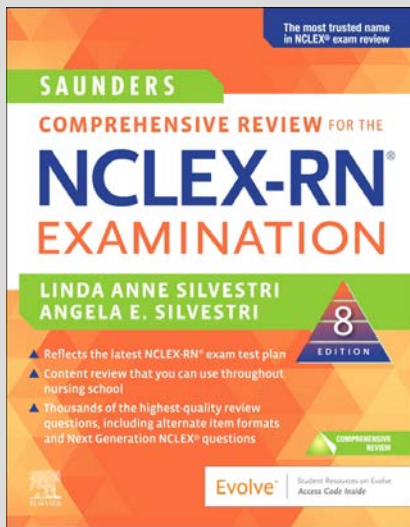
Prioritization, Delegation, and Assignment: Practice Exercises for the NCLEX® Examination, 4th Edition is the original and most popular NCLEX review book on the market focused exclusively on building prioritization, delegation, and patient assignment skills! Using a unique simple-to-complex approach, this best-selling text establishes your foundational knowledge of management of care, then provides exercises of increasing difficulty to help you transition to practice in today's fast-paced healthcare environment. This new edition features more than 60 pages of additional questions, a completely new pharmacology chapter and questions, a content re-alignment to match the latest National League of Nursing guidelines for delegation and patient assignment, increased inclusion of LGBTQ-related scenarios, updated infection control coverage, and much more!



<https://elsevier.wjx.cn/jq/45789358.aspx>



如您需要购买或咨询书籍信息，请扫描二维码联系我们



Saunders Comprehensive Review for the NCLEX-RN® Examination

Linda Anne Silvestri, PhD, RN, Instructor of Nursing, Salve Regina University, Newport, Rhode Island Part-Time Instructor, University of Nevada, Las Vegas, Nevada President, Nursing Reviews, Inc. and Professional Nursing Seminars, Inc., Henderson, Nevada Elsevier Consultant, HESI NCLEX-RN® and NCLEX-PN® Live Review Courses and Angela E. Silvestri, PhD, APRN, FNP-BC, CNE, Assistant Professor & BSN Program Director, University of Nevada, Las Vegas, Nevada Registered Nurse, Henderson Hospital Medical Center, Henderson, Nevada Consultant, Nursing Reviews, Inc., Henderson, Nevada

ISBN: 978-0-323-35841-5

EDITION: 8

PREVIOUS ISBN: 9780323358514

PUB DATE: September 2019

FORMAT: Paperback

The new edition of Saunders means NCLEX®-RN success!

KEY FEATURES


- **Over 5,200 practice questions** in the text and online offer ample testing practice.
- **75-question comprehensive exam** covers all content areas in the book in the same percentages that they are covered on the actual NCLEX-RN test plan.
- **Inclusion of all alternate item format questions** covers multiple response, prioritizing [ordered response], fill-in-the-blank, figure/illustration [hot spot], chart/exhibit, video, and audio questions to give students practice with mastering prioritizing, decision-making, and critical thinking skills.
- **Presents introductory chapters on preparation guidance** for the NCLEX-RN, nonacademic preparation, test-taking strategies, the CAT format, and the NCLEX-RN from a new graduate's experience.
- **UNIQUE! Audio review summaries** on pharmacology, fluids and electrolytes, and acid-base balance are found on the Evolve companion site.
- **Expanded coverage of delegation, prioritization, and triage/disaster management** in the practice questions reflect the areas of increased emphasis on the NCLEX exam.
- **UNIQUE! A detailed test-taking strategy and rationale** is included for each question, offering clues for analyzing and uncovering the correct answer option
- **UNIQUE! Priority concepts** call-outs highlight specific concepts related to nursing practice. Concepts have been updated to reflect the latest Giddens: Concepts for Nursing Practice text.

DESCRIPTION


Get the tools and skills you need to prepare for the NCLEX®! Often called the 'the best NCLEX® exam review book ever,' **Saunders Comprehensive Review for the NCLEX-RN® Examination, 8th Edition** has been thoroughly updated to reflect the most recent test plan. This new edition includes 5,200 NCLEX examination-style questions in the book and online. A companion Evolve website includes thousands of questions that allow you to decide how you want to practice! Don't make the mistake of assuming the quality of the questions is the same in all NCLEX exam review books, because only Silvestri includes the kinds of questions that consistently test the clinical judgment skills necessary to pass today's NCLEX exam. Even better, all answers include detailed rationales to help you learn from your answer choices and test-taking strategies with tips on how to best approach each question. Written by the most trusted name in NCLEX review, this is THE book of choice for NCLEX preparation.



<https://elsevier.wjx.cn/jq/45789358.aspx>



如您需要购买或咨询书籍信息，请扫描二维码联系我们



Rheumatology Secrets

Sterling West, MD, MACP, FACR, Professor of Medicine, Department of Medicine, Division of Rheumatology, University of Colorado School of Medicine, Aurora, Colorado

ISBN: 978-0-323-64186-9

EDITION: 4

PREVIOUS ISBN: 9780323037006

PUB DATE: December 2019

FORMAT: Paperback

Quick, concise answers from a dependable, portable resource


A Volume in the Secrets

DESCRIPTION

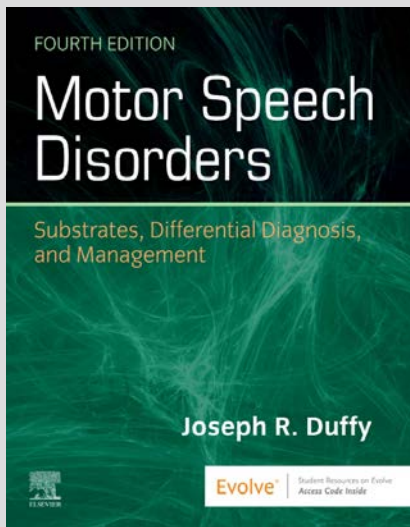
For more than 30 years, the highly regarded Secrets Series® has provided students and practitioners in all areas of health care with **concise, focused, and engaging resources for quick reference and exam review**. *Rheumatology Secrets, 4th Edition*, features the Secrets' **popular question-and-answer format** that also includes lists, tables, pearls, memory aids, and an easy-to-read style – making inquiry, reference, and review quick, easy, and enjoyable.



<https://elsevier.wjx.cn/jq/45789358.aspx>



如您需要购买或咨询书籍信息，请扫描二维码联系我们



Motor Speech Disorders

Substrates, Differential Diagnosis, and Management

Joseph R. Duffy, PhD, BC-ANCDS, Division of Speech Pathology, Department of Neurology, Mayo Clinic Emeritus Professor, Speech Pathology, Mayo Clinic College of Medicine, Rochester, Minnesota

ISBN: 978-0-323-53054-5

EDITION: 4

PREVIOUS ISBN: 9780323072007

PUB DATE: November 2019

FORMAT: Hardback

Cutting-edge content ensures you fully understand motor speech disorders

KEY FEATURES


- **UPDATED! Over 400 literature references** emphasize clinically important information for each major part of the textbook.
- **UPDATED Illustrations throughout text** enhance your understanding of key concepts.
- **UPDATED Case studies in Disorders chapters** help clarify dense and difficult content and help hone your critical thinking skills.
- **Cutting-edge research with an emphasis on evidence-based practice** ensures that this book contains the most comprehensive and up-to-date look at the state of motor speech disorders.
- **Logical three-part organization** first covers the neurologic underpinnings of speech, then the various disorders resulting from problems in the nervous system, and then the basic principles and disorder-specific management strategies.
- **Summary tables and boxes** offer easy access to important information such as causes and characteristics to aid in differential diagnosis.
- **Chapter outline and summary sections** highlight key points to help you to focus on the most significant information.

DESCRIPTION


Ensure you're up to speed with the most recent findings in motor speech disorders. One of the most trusted sources on this topic, **Motor Speech Disorders** integrates the latest neurological research with the realities of clinical practice. The fourth edition is divided into three sections which focus on substrates of motor speech and its disorders, the disorders and their diagnoses, and finally managing various treatment types. Additionally, new research on the neurologic organization of motor control, causes of motor speech disorders, and advances in the medical and behavioral management of specific disorders is incorporated throughout. Supported by a robust evolve site, this outstanding, evidence-based resource provides everything you need to become a skilled clinical practitioner.



<https://elsevier.wjx.cn/jq/45789358.aspx>



如您需要购买或咨询书籍信息，请扫描二维码联系我们



Clinical Care of the Runner

Assessment, Biomechanical Principles, and Injury Management

Edited by : **Mark A. Harrast**, Clinical Professor of Rehabilitation Medicine, Orthopaedics and Sports Medicine Program Director, Sports Medicine Fellowship University of Washington Medical Director, Sports Medicine Center at Husky Stadium Medical Director, Seattle Marathon Advisory Board, International Institute of Race Medicine

ISBN: 978-0-323-67949-7

EDITION: 1

PUB DATE: December 2019

FORMAT: Paperback


A comprehensive and practical approach to caring for the runner patient

DESCRIPTION

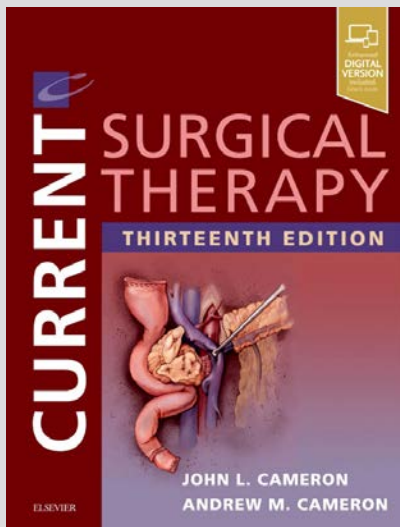
Offering current guidance from national and international experts, *Clinical Care of the Runner* provides a comprehensive, practical approach to caring for the runner patient. Editor Dr. Mark A. Harrast, Clinical Professor of Rehabilitation Medicine and Sports Medicine and Medical Director for Husky Stadium and the Seattle Marathon, ensures that you're up to date with assessment, biomechanics, musculoskeletal injuries, medical illness, training, special populations, and other key topics.



<https://elsevier.wjx.cn/jq/45789358.aspx>



如您需要购买或咨询书籍信息，请扫描二维码联系我们



Current Surgical Therapy

John L. Cameron, MD, FACS, FRCS(Eng) (hon), FRCS(Ed) (hon), FRCSI(hon), The Alfred Blalock Distinguished Service Professor, Department of Surgery, The Johns Hopkins Medical Institutions, Baltimore, MD, USA and **Andrew M. Cameron**, MD, PhD, FACS, Chief, Division of Transplantation, Surgical Director of Liver Transplantation, Department of Surgery, Baltimore, Maryland, USA

ISBN: 978-0-323-64059-6

EDITION: 13

PREVIOUS ISBN: 9780323376914

PUB DATE: November 2019

FORMAT: Hardback


The definitive source on the latest and best general surgical procedures

DESCRIPTION


An ideal resource for **written, oral, and recertifying board study**, as well as an **excellent reference for everyday clinical practice**, *Current Surgical Therapy, 13th Edition*, provides trusted, authoritative advice on today's best treatment and management options for general surgery. Residents and practitioners alike appreciate the **consistent, highly formatted approach** to each topic, as well as the **practical, hands-on advice** on selecting and implementing current surgical approaches from today's preeminent general surgeons.



<https://elsevier.wjx.cn/jq/45789358.aspx>



如您需要购买或咨询书籍信息，请扫描二维码联系我们



3D Printing: Applications in Medicine and Surgery

Edited by : **Georgios Tsoulfas**; **Petros I. Bangeas** and **Jasjit S. Suri**, Dr. Jasjit Suri, PhD, MBA, Fellow AIMBE is an innovator, visionary, scientist, and internationally known world leader. Dr. Suri received the Director General's Gold medal in 1980 and the Fellow of American Institute of Medical and Biological Engineering, awarded by the National Academy of Sciences, Washington DC, in 2004.

ISBN: 978-0-323-66164-5

EDITION: 1

PUB DATE: January 2020

LIST PRICE: RRP AUD 144, RRP NZD 165

FORMAT: Paperback

TRIM: 7.5w x 9.25h

PAGES: c. 340

COUNTRY OF ORIGIN: USA

SHELVING CLASSIFICATIONS:

Surgery (General)

BIC CODES:


A comprehensive guide to understanding and applying the latest 3D printing advances in the surgery field

DESCRIPTION

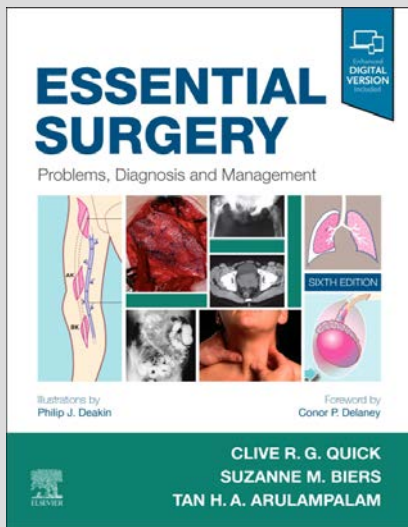
Recent advances and technologies in 3D printing have improved and expanded applications for surgery, biomedical engineering, and nanotechnology. In this concise new title, Drs. Georgios Tsoulfas, Petros I. Bangeas, and Jasjit S. Suri synthesize state-of-the-art information on 3D printing and provide guidance on the optimal application in today's surgical practice, from evaluation of the technology to virtual reality and future opportunities.



<https://elsevier.wjx.cn/jq/45789358.aspx>



如您需要购买或咨询书籍信息，请扫描二维码联系我们



Essential Surgery

Problems, Diagnosis and Management

Edited by : **Clive R. G. Quick**, MB, BS(London), FDS, FRCS(England), MS(London), MA(Cambridge), Emeritus Consultant Surgeon, Addenbrooke's Hospital, Cambridge University Hospitals NHS Foundation Trust, Cambridge; Associate Lecturer in Surgery, University of Cambridge; Former Examiner in Basic Sciences and Clinical Surgery for FRCS and MRCS(England); **Suzanne Biers**, BSc, MBBS, MD, FRCS , Urology Consultant, Addenbrooke's Hospital, Cambridge University Hospitals NHS Foundation Trust, Cambridge, UK and **Tan Arulampalam**, MB, BS, MD, FRCS, Clinical Director, ICENI Centre for Surgical Training, Research and Education; Consultant Surgeon, Colchester Hospital, Colchester, UK

ISBN: 978-0-7020-7631-2

EDITION: 6

PREVIOUS ISBN: 9780702046742

PUB DATE: December 2019

FORMAT: Paperback

The fifth edition of Essential Surgery remains at heart a traditional surgical text attempting to cover the majority of surgical specialties. It is aimed at medical students, core trainees and allied healthcare professionals. This edition attempts to match the UK intercollegiate Membership of the Royal College of Surgeons (MRCS) syllabus, which I think it achieves. However, this makes it a book much more suited to a core surgical trainee preparing for the MRCS examination rather than your average medical student.

The style is that of a traditional textbook, with long descriptive prose. It claims to be problem orientated but it is not a style that is instantly recognisable. Instead, topics are organised by surgical pathology.

KEY FEATURES


- The uniformity of the writing style and the clarity of elucidation will encourage continued reading, while the emphasis on the principles of surgery will enable a real understanding of the subject matter.
- The book incorporates a problem-solving approach wherever possible, emphasising how diagnoses are made and why particular treatments are used.
- The pathophysiological basis of surgical diseases is discussed in relation to their management, acting as a bridge between basic medical sciences and clinical problems.
- The book's extensive use of original illustrations, colour photographs, radiology images, boxes and tables emphasises important concepts and will promote easy revision of topics.
- The principles of operative surgery and pre-, peri- and postoperative care are explained together with outlines of common operations, enabling students and trainee surgeons to properly understand procedures and to participate intelligently in the operating department.

DESCRIPTION


Essential Surgery is well-established as one of the leading textbooks of surgery for medical students, core surgical trainees and those in professions allied to medicine. Covering general surgery, trauma, orthopaedics, vascular surgery, urology, paediatric surgery, cardiothoracic surgery, neurosurgery, maxillofacial surgery and ENT, it also incorporates appropriate levels of basic science throughout. The book is ideal to accompany clinical courses, as well as being a practical manual for readers at more advanced levels requiring a revision aid for exams. Its main aim is to stimulate the reader to a greater enjoyment and understanding of the practice of surgery.



<https://elsevier.wjx.cn/jq/45789358.aspx>



如您需要购买或咨询书籍信息，请扫描二维码联系我们



Sjogren's Syndrome

A Clinical Handbook

Frederick B. Vivino

ISBN: 978-0-323-67534-5

EDITION: 1

PUB DATE: December 2019

FORMAT: Paperback


Stay up to date with today's thought leaders in Sjogren's Syndrome – quickly and easily.

DESCRIPTION

Written by leaders in the field and edited by Dr. Frederick Vivino, this concise, practical resource provides best practices for the diagnosis and treatment of Sjogren's Syndrome. It offers a concise overview of this complex autoimmune disease, including information on specific clinical settings, childhood Sjogren's, extra-oral and extra-ocular manifestations, vaccine safety, complementary and alternative medicine, and much more.



<https://elsevier.wjx.cn/jq/45789358.aspx>



如您需要购买或咨询书籍信息，请扫描二维码联系我们



Surgery Morning Report: Beyond the Pearls

Austin D. Williams, MD, MEd, Department of Surgery and Annenberg Center for Medical Education, Lankenau Medical Center, Wynnewood, Pennsylvania; **Jonathan Gefen**, MD, FACS, Associate Program Director, General Surgery Residency, Lankenau Medical Center, Wynnewood, PA and **Barry D. Mann**, MD, FACS, Professor of Surgery, Drexel University College of Medicine, Philadelphia, PA

ISBN: 978-0-323-59759-3

EDITION: 1

PUB DATE: September 2019

FORMAT: Paperback

A high-yield, case-based review ideal for USMLE and shelf preparation


A Volume in the Morning Report

DESCRIPTION


Surgery Morning Report: Beyond the Pearls is a case-based reference that **covers the key material included on the USMLE Step 2 and Step 3, as well as the surgery clerkship**. Focusing on the practical information you need to know, it teaches **how to analyze a clinical vignette in the style of a morning report conference**, sharpening your clinical decision-making skills and helping you formulate an evidence-based approach to realistic patient scenarios.



<https://elsevier.wjx.cn/jq/45789358.aspx>



如您需要购买或咨询书籍信息，请扫描二维码联系我们



Kidney Transplantation - Principles and Practice

Stuart J. Knechtle, MD, FACS, William R. Kenan Jr. Professor of Surgery, Executive Director, Duke Transplant Center, Duker University School of Medicine, Durham, NC, USA ; **Lorna P. Marson**, MB BS FRCS MD, Senior Lecturer in Transplant Surgery, University of Edinburgh; Honorary Consultant Transplant Surgeon, Royal Infirmary of Edinburgh, UK and **Peter J Morris**, MD, PhD, FRS, FRCS, Emeritus Nuffield Professor of Surgery, University of Oxford; Honorary Professor, University of London; Director, Centre for Evidence in Transplantation, Royal College of Surgeons of England; London, UK

ISBN: 978-0-323-53186-3

EDITION: 8

PREVIOUS ISBN: 9781455740963

PUB DATE: November 2019

FORMAT: Hardback


The definitive resource for state-of-the-art answers on every aspect of renal transplantation

DESCRIPTION

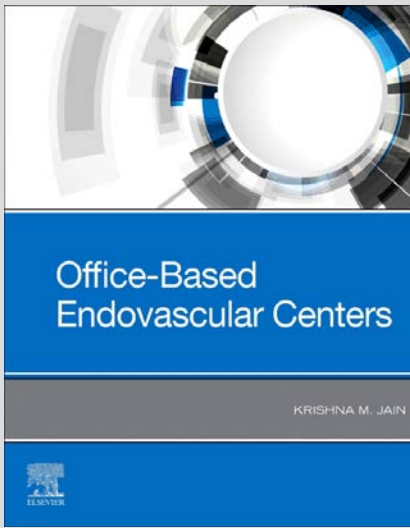
Offering **practical guidance for all members of the transplant team**, *Kidney Transplantation, Principles and Practice, 8th Edition*, provides the balanced, up-to-date information you need to achieve optimal outcomes for your patients. A global team of **internationally renowned surgeons and nephrologists, many new to this edition**, offers fresh perspectives on everything from applied science and surgical techniques to immunosuppressive methods, outcomes, risks, and medical considerations related to kidney transplantation, in both adults and children.



<https://elsevier.wjx.cn/jq/45789358.aspx>



如您需要购买或咨询书籍信息，请扫描二维码联系我们



Office-Based Endovascular Centers

Krishna M. Jain, MD, FACS, Clinical Professor of Surgery, Western Michigan University Homer Stryker School of Medicine, Kalamazoo, Michigan

ISBN: 978-0-323-67969-5

EDITION: 1

PUB DATE: November 2019

FORMAT: Paperback


Develop a successful office-based endovascular practice with this comprehensive guide

DESCRIPTION

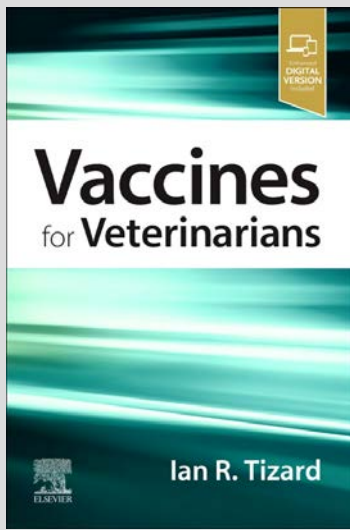
Recent years have seen a rapidly increasing movement of endovascular treatment and procedures away from hospital settings to outpatient venues (office-based labs). New technologies offer enhanced capabilities that make it easier and more cost-effective to treat even complex cases on an outpatient basis. *Office-Based Endovascular Centers* synthesizes the entire process of operating an office-based practice – from regulation and legal issues through to business models and optimal endovascular procedures – helping you ensure the best the possible outcomes for your patients.



<https://elsevier.wjx.cn/jq/45789358.aspx>



如您需要购买或咨询书籍信息，请扫描二维码联系我们



Vaccines for Veterinarians

Ian R. Tizard, PhD, BSc, BVMS, University Distinguished Professor of Immunology Emeritus, Department of Veterinary Pathobiology, Texas A&M University, College Station, Texas

ISBN: 978-0-323-68299-2

EDITION: 1

PUB DATE: February 2020

FORMAT: Paperback

Everything you need to know about today's animal vaccination options

KEY FEATURES


- **Well-respected and experienced veterinary author, Ian Tizard**, provides expert guidance on the topic of vaccinations and immunology in veterinary medicine.
- **Expert Consult site** offers an online version of the book, making it easy to search the entire book electronically.
- **The latest information on viral vectored vaccines** keeps you up-to-date on the topic as well as the properties and relative advantages of currently used vectors in animal vaccines.
- **Survey of vaccine responses** covers the different mechanisms by which the immune system responds to different types of vaccines.
- **Inclusion of the latest vaccine technologies** discusses the advantages and disadvantages of DNA-plasmid vaccines, RNA vaccines, and more.
- **Coverage of adverse events and hypersensitivities** includes the best ways to treat them and report them.
- **Coverage of passive immunization** discusses the growing use of therapeutic monoclonal antibodies in veterinary medicine.
- **Coverage of immunotherapy** includes recent improvements and new products in both active and passive immunotherapy against animal cancers.

DESCRIPTION


Both a theoretical text and a practical handbook, **Vaccines for Veterinarians** is the first of its kind to bring the basic science of animal vaccination and the practical details of vaccine use together in one single volume. From the first chapter on the history of vaccination and the triumph of rinderpest eradication to the last chapter on the rapidly emerging field of cancer vaccines, this book offers a truly comprehensive grounding in established and emerging vaccines for both major and minor species. Specific topics include viral vectored vaccines, DNA-plasmid vaccines, RNA vaccines, reverse vaccinology, the complexities of adjuvant use, vaccine failures and adverse events, vaccine production and regulation, robotic vaccination machines, contraceptive and production-enhancing vaccines, and so much more. At a time when resistance to human vaccination is receiving much publicity, this evidence-based book is the ideal counter to ill-informed speculation — serving as a timely reminder that vaccination is essential for the control of infectious diseases in animals.



<https://elsevier.wjx.cn/jq/45789358.aspx>



如您需要购买或咨询书籍信息，请扫描二维码联系我们



Oral and Maxillofacial Surgery in Dogs and Cats

Frank J M Verstraete, DrMedVet, BVSc(Hons), MMedVet, Dipl AVDC, Dipl ECVS, Dipl EVDC, Professor of Dentistry and Oral Surgery Department of Surgical and Radiological Sciences, School of Veterinary Medicine University of California, Davis Adjunct Professor of Orofacial Sciences Department of Orofacial Sciences, Division of Oral Medicine, Oral Pathology and Oral Radiology School of Dentistry University of California, San Francisco; **Milinda J Lommer**, DVM, Dipl AVDC, Assistant Clinical Professor - Volunteer Department of Surgical and Radiological Sciences, School of Veterinary Medicine University of California, Davis and **Boaz Arzi**

ISBN: 978-0-7020-7675-6

EDITION: 2

PREVIOUS ISBN: 9780702046186

PUB DATE: September 2019

FORMAT: Hardback

Master the role of the veterinary oral surgeon!

KEY FEATURES


- **An authoritative collaboration between human and animal surgeons** includes over 30 international contributors who represent the peak of professional expertise in the field.
- **UNIQUE! Only book on the market devoted to a surgical specialty of growing relevance** provides you with a look at a highly specialized practice.
- **High-quality illustrations combined with step-by-step textual guidance** give you a clear understanding of the material.
- **In-depth descriptions of surgical conditions** provide you with detailed explanations of surgical procedures.

DESCRIPTION


Learn to master a highly specialized form of animal surgery. **Oral and Maxillofacial Surgery in Dogs and Cats, 2nd Edition** offers a unique, detailed, comprehensive and highly illustrated account of surgical procedures that will improve outcomes for all surgical and dental specialists. The second edition of this text is a collaborative effort from both human and veterinary oral surgeons – each considered an expert in their field. With in-depth clinical photos, and illustrations, this indispensable resource is perfect for both general practitioners and students alike.



<https://elsevier.wjx.cn/jq/45789358.aspx>



如您需要购买或咨询书籍信息，请扫描二维码联系我们



Small Animal Internal Medicine

Richard W. Nelson, DVM, Dipl ACVIM, Professor, Department of Medicine and Epidemiology, School of Veterinary Medicine, University of California, Davis, CA and **C. Guillermo Couto**, DVM, Dipl ACVIM, Professor, Department of Veterinary Clinical Sciences, College of Veterinary Medicine, Chief, Oncology/Hematology Service, Veterinary Teaching Hospital, The Ohio State University, Columbus, OH

ISBN: 978-0-323-67694-6

EDITION: 6

PREVIOUS ISBN: 9780323086820

PUB DATE: September 2019

FORMAT: Hardback

Hundreds of step-by-step procedures. Countless updates. One comprehensive guide to mastering small animal internal medicine.

KEY FEATURES


- **Problem-oriented approach utilized in each section** begins with a discussion of clinical signs, diagnostic recommendations, and techniques; and then moves to therapeutic considerations and management.
- **Step-by-step procedures** provide an easy-to-follow description of proper technique.
- **Current drug and treatment tables** ensure you are referencing the most up-to-date recommended dosages and indications.
- **More than 900 full-color photographs and illustrations** provide vivid depictions of specific disorders, diseases, and procedures.
- **Color-coded summary tables and boxes** make it quick and easy to look up clinical signs, etiology, differential diagnoses, treatment, and recommended drug dosages and indications.
- **Expert authors and contributors** are well-known for their clinical, academic, and research expertise.
- **Practical algorithms** promote decision-making skills based on clinical findings.
- **Extensive cross-referencing** makes it easy to locate related information.
- **Suggested readings at the end of each chapter** direct you on where to go for the latest research findings.

DESCRIPTION


With hundreds of images, step-by-step procedures, and a practical clinical emphasis, **Small Animal Internal Medicine, 6th Edition** offers the foundation and tools you need to properly recognize, diagnose, and treat small animals with common internal conditions. Each section of the text takes a problem-oriented approach that begins with a discussion of clinical signs, diagnostic recommendations, and techniques; and then moves to therapeutic considerations and management. This edition also includes two all-new chapters (neonatology and the effects of specific heart diseases respectively) as well as extensive updates throughout covering new advancements, techniques, and evolving best practices in the field of small animal internal medicine. And with access to the new online Expert Consult, you will have the 360-degree support you need to solve virtually any internal medical challenge.



<https://elsevier.wjx.cn/jq/45789358.aspx>



如您需要购买或咨询书籍信息，请扫描二维码联系我们



Withrow and MacEwen's Small Animal Clinical Oncology

Edited by : **David M. Vail**, DVM, DACVIM (Oncology), Professor and Barbara A. Suran Chair in Comparative Oncology, School of Veterinary Medicine, University of Wisconsin, Madison, WI; **Douglas Thamm**, VMD, DACVIM (Oncology), Associate Professor, Oncology Barbara Cox Anthony Chair, Oncology Animal Cancer Center Department of Clinical Sciences College of Veterinary Medicine and Biomedical Sciences Colorado State University Fort Collins, Colorado and **Julius Liptak**, BVSc, MVetClinStud, FACVSc, DECVS, DACVS, Alta Vista Animal Hospital Ottawa, Ontario, Canada

ISBN: 978-0-323-59496-7

EDITION: 6

PREVIOUS ISBN: 9781437723625

PUB DATE: October 2019

FORMAT: Hardback

Gain a complete understanding of treating cancer in dogs and cats

KEY FEATURES


- **Cutting-edge information on the complications of cancer, pain management, and the latest treatment modalities** prepares you to diagnose and treat pets with cancer rather than refer cases to a specialist.
- **Each contributor is a recognized expert in his or her specialty**, reflecting the most current information by highly respected experts in the field of veterinary oncology.
- **Full-color format** provides you with accurate visual depictions of specific diseases and procedures, enhances visual appeal, and is used functionally in tables and boxes to highlight key information.
- **A systems approach to the diagnosis and management of cancer** facilitates access to information about the many malignancies affecting small animal patients.
- **Discussion of compassion and supportive care for the management of pain, nutritional needs, and grief** includes methods for handling the pet's pain and nutritional complications as well as the pet owner's grief when treatment is not successful.
- **Comprehensive references at the end of each chapter and topic** ensures you can be confident the information provided is accurate and up to date.
- **Helpful drug formularies** provide quick access to information on indications, toxicities, and recommended dosages for chemotherapeutic and analgesic drugs used in cancer treatment.
- **Chemotherapy protocols** are included when case studies prove clinical efficacy.

DESCRIPTION

Considered the definitive reference on canine and feline oncology, **Withrow & MacEwen's Small Animal Clinical Oncology, 6th Edition** focuses on the most effective, cutting-edge techniques. This comprehensive textbook gives you a complete understanding of cancer in dogs and cats — what it is, how to diagnose it, and how to treat many of the most common cancers encountered in clinical practice today. The thoroughly updated sixth edition includes information on the complications of cancer, pain management, and the latest treatment modalities — preparing general practitioners to diagnose and treat pets rather than referring them to a specialist. With important updates on recently approved and in-development drugs, and new co-authors adding their own unique perspectives, this user-friendly text is a *must-have* resource for current, evidence-based therapeutic strategies on canine and feline oncology.



<https://elsevier.wjx.cn/jq/45789358.aspx>



如您需要购买或咨询书籍信息，请扫描二维码联系我们

Kristin Holtgrew-Bohling

Large Animal Clinical Procedures for Veterinary Technicians

Fourth Edition



Large Animal Clinical Procedures for Veterinary Technicians

Kristin J. Holtgrew-Bohling, BS, AAS, LVT, RLATG, Instructor, Veterinary Technology Program, Vatterott College, Omaha, NE; Iowa State University/ University of Nebraska, Lincoln, Professional Program of Veterinary Medicine Class of 2014

ISBN: 978-0-323-56904-0

EDITION: 4

PREVIOUS ISBN: 9780323341134

PUB DATE: September 2019

FORMAT: Paperback

Equip yourself for success with the essential text for large animal care

KEY FEATURES


- **The most comprehensive large animal book** specifically written for veterinary technician students.
- **A practical approach** makes this text useful in classes and in clinical situations, so veterinary technicians, acting under instructions of veterinarians, can plan and follow through on procedures and treatment regimens for large animals.
- **A focus on the veterinary technician's responsibilities** explains why and how a procedure is performed, and the roles that vet techs fill in preparing for, assisting in, and following up the procedure.
- **Coverage of the essential large animal-related tasks** in the CVTEA *Manual of Accreditation for Veterinary Technology Programs* addresses AVMA accreditation and prepares you to pass the Veterinary Technology National Exam.
- **Full-color photographs and line drawings** show step-by-step procedures in areas such as restraint, bandaging, physical examination techniques, and diagnostic procedures.
- **Coverage of husbandry and breeds** demonstrates how day-to-day housing and feeding affect the care of many large animal diseases, and helps you learn to provide quality client education.
- **A section on the livestock industry** provides comprehensive coverage of safety and handling, reproduction, and nutrition, so you can better understand the practices, procedures, and decisions in large animal veterinary medicine.
- **A section on llamas and alpacas** helps you to understand the health and maintenance of these increasingly popular domestic animals — in the U.S., there are more than 12,000 alpaca herds and 25,000 llama owners.

DESCRIPTION


Gain the skills you need to master the role of the veterinary technician in large animal care! **Large Animal Clinical Procedures for Veterinary Technicians, 4th Edition** teaches you how to set up, assist, and follow through on medical procedures and treatment regimens for large domestic animals. A comprehensive guide, this text not only defines the veterinary technician's responsibilities in daily livestock care and hospital management, but includes separate sections on horses, cattle, sheep and goats, pigs, and llamas and alpacas - covering husbandry, clinical procedures, surgical procedures, and common diseases for each. This new edition includes information on safety and handling, livestock nutrition, vaccine scheduling, and diagnostic imaging, plus four new chapters with detailed care of poultry.



<https://elsevier.wjx.cn/jq/45789358.aspx>



如您需要购买或咨询书籍信息，请扫描二维码联系我们



Veterinary Medical Terminology

Dawn E. Christenson, LVT, Instructor, College of Veterinary Medicine, Michigan State University, East Lansing, MI

ISBN: 978-0-323-61207-4

EDITION: 3

PREVIOUS ISBN: 9780721697260

PUB DATE: November 2019

FORMAT: Paperback

The fun and easy way to learn veterinary terminology!

KEY FEATURES


- **A logical body-systems approach and consistent chapter format** help students find information quickly and learn more effectively.
- **UNIQUE! Goals and objectives at the beginning of each chapter** help students focus their study time and check their recall and understanding of key facts and terminology.
- **Over 200 illustrations** clearly demonstrate key anatomy and physiology concepts and terminology.
- **Helpful appendices in text** provide information on chemical symbols and elements and common veterinary medical abbreviations.
- **A complete glossary of word parts** gives students quick access to the spelling and meaning of every prefix, suffix, root, and combining form covered in the book.
- **Presentation of anatomic, physiologic, and/or pathophysiologic concepts and principles in all chapters** enhances your students' ability to quickly apply newly learned terms.
- **Self-test exercises at the end of each chapter** allow students to thoroughly review content.

DESCRIPTION

Reader-friendly and organized by body system, **Veterinary Medical Terminology, 3rd Edition** helps you quickly gain a solid understanding of veterinary terminology. Essential word parts and terms are presented in the context of basic anatomy, physiology, and disease conditions, giving you the tools to immediately apply new terminology to practical clinical situations. This new edition features learning exercises at the end of each chapter to reinforce content and test your knowledge, challenging you to go beyond simple memorization and become fluent in the language of veterinary medicine. Updated coverage includes advancements in the vet tech field, new medications, treatments of today's most prevalent diseases, and the latest procedures in orthopedics. With additional online material that reinforces the text, this third edition is an essential resource for learning the medical terms and basic principles of veterinary medicine.



<https://elsevier.wjx.cn/jq/45789358.aspx>



如您需要购买或咨询书籍信息，请扫描二维码联系我们